CENTRAL WATER DISTRICT
400 Cox Road – Post Office Box 1869
Aptos, California 95001-1869
831.688.2767 www.centralwaterdistrict.us.com

Board of Directors
Robert Marani, President
Frances Basich Whitney, Vice-President
Marco Romanini
Robert Postle
John Previsich
District Manager
Ralph Bracamonte

BOARD OF DIRECTORS
REGULAR BOARD MEETING AGENDA

WEDNESDAY, NOVEMBER 18, 2026, 6:00 PM

MEETING LOCATION
Central Water District Office
400 Cox Road, Aptos, California

1. CALL TO ORDER AND ROLL CALL

2. ADDITIONS TO THE AGENDA

3. PUBLIC COMMENT
   The public may make a brief statement, not to exceed three (3) minutes, on matters within the jurisdiction of this District Board, which are not listed on the agenda. This is the appropriate place to comment on items on the Consent Agenda.

4. CONSENT AGENDA
   The Consent Agenda deals with routine and non-controversial matters. A Board member may pull an item from the Consent Agenda for discussion. One motion shall be made to approve all non-removed items.
   A. October 21, 2026 Minutes DRAFT
   B. Accounts Payable

5. RECEIVE WRITTEN COMMUNICATIONS

6. RECEIVE MANAGER'S REPORT

7. RECEIVE OPERATION SUPERVISOR'S REPORT

8. CAPITAL IMPROVEMENT PROJECTS
   A. Well 14 Project Updates

9. UNFINISHED BUSINESS
   A. Agreement for Fire Hydrants between CWD & Central Fire District
      No Updates at this time

10. NEW BUSINESS
    A. Consider and Approve Financial Assistance Application Resolution for the Central Water District Drinking Water Treatment and Supply Project
    B. Receive 2026 Connection Charge Study & Consider and Approve taking steps towards updating the Central Water District Connection Charges.

11. SANTA CRUZ MID-COUNTY GROUNDWATER AGENCY (MGA)
    A. The next Board meeting will be held on December 10, 2026.

12. RECEIVE INFORMATIONAL REPORTS
    - Santa Cruz County Consolidated Redevelopment Successor Agency Oversight Board (COB)
    - ACWA/Joint Powers Insurance Authority (ACWA/JPIA)
    - Integrated Regional Water Management (IRWM)
    - Water Conservation
    - This Month in History

13. FUTURE AGENDA ITEMS
    - Master Plan & CIP Projects

14. ADJOURNMENT
    - The next regular Board meeting will be held on Wednesday, December 16, 2026 at 6:00 p.m.
    - *Next Resolution No. 05-26*

CENTRAL WATER DISTRICT
400 Cox Road—Post Office Box 1869
Aptos, California 95001-1869
Board of Directors Meeting Minutes
October 21, 2026 – 6:00 p.m.

1. **CALL TO ORDER:** The meeting of the Board of Directors of the Central Water District was called to order on October 21, 2026 at 6:00 p.m. by President Robert Marani.

   ROLL CALL: Directors Present: Marco Romanini, John Previsich, Frances Basich Whitney and Robert Marani

   Directors Absent: Robert Postle

   District Manager: Ralph Bracamonte

   Secretary, Staff & Guests:
   - Office Administration, Jennifer Collins and Heather Mazanek
   - Operations Supervisor, Edward Flores

2. **ADDITIONS TO THE AGENDA:** *NONE*

3. **PUBLIC COMMENT:** *NONE*

4. **CONSENT AGENDA:**
   - **Meeting Minutes**
     September 16, 2026 Meeting Minutes DRAFT
   - **Accounts Payable**
     The Board of Directors reviewed the Accounts Payable for the October 2026 Board Meeting.

     MOTION: Director Whitney made a motion to approve the September 16, 2026 minutes with the following correction highlighted below:

     - **Consider and Approve ACWA/JPIA Commitment to Excellence Renewal**
       The Operations Supervisor presented this opportunity to the Board of Directors, noting that this continued commitment is required to apply for a JPIA Risk Control Grant, that provides up to ~~$10,00~~ $10,000 for the implementation of best practices that will prevent or mitigate losses in the JPIA's Workers' Compensation, General Liability, and Property Programs.

DRAFT

At this time, Director Whitney also made a motion to approve the Accounts Payable for the October 2026 Board Meeting as presented. The Accounts Payable totaled $135,255.08 and included vendor claims in the amount of $91,761.33, compensation for employees in the amount of $43,093.75, and Directors' compensation in the amount of $400.

Vote Count for approval of the September 2026 minutes as amended, Yes: Romanini, Previsich, and Whitney. Vote Count, No: None. Vote Count, Absent: Postle. Vote Count, Abstain: Marani.

Vote Count for approval of the Accounts Payable for the September 2026 Board Meeting, Yes: Romanini, Previsich, Whitney, and Marani. Vote Count, No: None. Vote Count, Absent: Postle. Vote Count, Abstain: None.

5. **RECEIVE WRITTEN COMMUNICATIONS:** The District received two documents regarding the South County Habitat Restoration Program that has been implemented in our area. The Board discussed the work that is currently being done and how these fire fuel reduction and restoration activities could positively affect the areas surrounding the District's tank sites.

6. **DISTRICT MANAGER'S REPORT:** The Operations Supervisor and the Board of Directors discussed the Manager's Report, including the District's plan to submit a revised Conflict of Interest Code to the Board of Directors at the November 2026 Board Meeting. ***President Marani directed that the Manager's Report be filed.***

7. **OPERATIONS SUPERVISOR'S REPORT:** The Operations Supervisor presented his detailed report to the Board of Directors, including updates about the near completion of the Well 14 Project.
President Marani directed that the Operations Supervisor's Report be filed.

8. **CAPITAL IMPROVEMENT PROJECTS:** Since the Operations Supervisor's Report included sufficient Well 14 Project updates, the Operations Supervisor and the Board of Directors briefly discussed this agenda item.

9. **UNFINISHED BUSINESS:**
Agreement for Fire Hydrants between CWD & Central Fire District
No updates were available/presented at this time.

DRAFT

10. NEW BUSINESS:

- **Consider and Approve Fiscal Year 26/27 Appropriation of Limitation Resolution**
  The District Manager provided the Board of Directors with information regarding the Fiscal Year 2026/2027 annual limit on the appropriations of tax proceeds that can be used by the Central Water District.
  MOTION: Director Whitney made a motion to adopt *Resolution 04-26* as submitted, approving the $763,584 FY 26/27 appropriations limit as calculated by the Santa Cruz County Auditor Controller. The Directors voted and passed the resolution. Vote Count Yes: Romanini, Previsich, Whitney, and Marani. Vote Count, No: None. Vote Count, Absent: Postle. Vote Count, Abstain: None.

- **Receive Central Water District Board Member Robert Postle's Letter of Resignation**
  The Board was presented with Director Postle's Letter of Resignation from the Central Water District Board, after 14 years of service. His resignation will be effective following the December 16, 2026 Board meeting.

11. SANTA CRUZ MID-COUNTY GROUNDWATER AGENCY (MGA):

- The next Board Meeting will be held on December 10, 2026.

12. RECEIVE INFORMATIONAL REPORTS:

- Santa Cruz County Consolidated Redevelopment Successor Agency Oversight Board (COB)
- ACWA/Joint Powers Insurance Authority (ACWA/JPIA)
- Integrated Regional Water Management (IRWM)
- Water Conservation
- This Month in History

13. FUTURE AGENDA ITEMS:

- Master Plan & CIP Projects Update

14. ADJOURNMENT: All present Board business having been concluded for the October 21, 2026 meeting, President Marani adjourned the meeting at 7:20 p.m. The next regular meeting will be held on November 18, 2026 at 6:00 p.m.

Respectfully submitted,

_____

Jennifer Collins, Secretary to the Board

APPROVED:

_____

Robert Marani, Board President

DRAFT

This page intentionally left blank

Accounts Payable

Central Water District November 2026

Account #		Account Description	Account Name	Purchase Description	Amount
General Expenditures					
681410	53010	Health, Dental, Vision	ACWA/JPIA	Dec. 2026 Health Benefits	$8,096.92
681410	61525	Liability Insurance	ACWA/JPIA	Auto & General Liability Insurance FY26/27	$27,790.35
681410	62381	Prof & Special Serv-Other	Ardurra	Consulting Services - Grant Funding Application	$1,862.00
681410	62381	Professional & Special Services	Badger Meter	Cellular & Hosting Services (Oct 2026)	$329.58
681410	62301	Accounting And Auditing Fees	C.J. Brown & Company CPA's	Auditing Services	$6,442.00
681410	62381	Professional & Special Services	Hope Services	October Billing Services & CR6 Notification	$750.00
681420	61861	Service Line Repairs-Services	Iconix	Meters (7) - Stock	$324.08
681430	61860	Service Line Repairs-Services	J. Johnson & Company, Inc.	Main Line Repair - Freedom	$3,355.64
681430	61855	Road Repairs-Services	J. Johnson & Company, Inc.	Road Repair - Freedom Leak	$5,431.09
681410	62381	Professional & Special Services	Michael K. Nunley & Associates	Well 14 Engineering Design & Support Services	$303.00
681420	61846	Main-Struct/Imps/Grds-Other-Supplies	Mid Valley Supply	Chlorine	$717.60
681410	62381	Prof & Special Serv-Other	Mission Printers	Billing Paper & Envelopes (9 Months)	$2,970.50
681410	62381	Prof & Special Serv-Other	Mission Printers	CR6 Printing Notice	$191.90
681410	62304	Attorney	Noland Hamerly Etienne & Hoss	Monthly Attorney Fees & Audit Letter Review	$2,077.00
681430	61855	Road Repairs-Services	Olive Springs	Service Line Repair - Freedom	$249.66
681420	61855	Road Repairs-Services	Pace Supply	Service Line Repair - Pleasant Valley Road	$476.33
681410	63074	Utilities	PG&E Company	General Operations	$102.49
681420	63074	Utilities	PG&E Company	Wells/Treatment (includes Well 14)	$12,608.74
681430	63074	Utilities	PG&E Company	Transmission/Distribution	$4,869.24
681410	62381	Prof & Special Serv-Other	Tynan Backflow Testing	Annual Backflow Testing	$4,795.00
681410	61915	Laboratory Fees	Wachtel Enviromental Consulting	Lab Courier Fee (10/7/2026 - 10/20/2026)	$120.00
US Bank					
681410	61110	Clothing (Clothing Allowance)	Red Wing	Operations - Work Boots	$354.43
681410	61221	Communications	Charter/Spectrum	Internet/Phone	$228.14
681410	61221	Communications	Southwest Answering Service	Answering Service	$222.76
681410	61720	Maint-Mobile Equipment-Serv	Speedee Oil Change	Oil Change - Silverado	$161.06
681410	62219	PC Software Purchases	Ring	Annual Subscription	$99.98
681410	62219	PC Software Purchases	Google G Suite	Monthly Software Subscription	$316.80
681410	62219	PC Software Purchases	Google Cloud	Monthly Cloud Subscription	$150.00
681410	62221	Postage	USPS	Stamps for Billing	$164.00
681410	62381	Professional & Special Services	Exceedio	Monthly Network, Training, PC/Printer & Firewall	$659.65
681410	62381	Professional & Special Services	First Alarm	Quarterly Inspection	$463.62
681410	62920	Gas, Oil, Fuel	Fuel	Vehicles	$795.21
681420	61846	Maint-Struct/Imps/Grds-Other-Supplies	Ferguson	Operations Supplies - Epoxy (Morrisson)	$47.96
681420	61846	Maint-Struct/Imps/Grds-Other-Supplies	Green Rubber Kennedy	Operations Supplies - Stock	$119.24
681420	61846	Maint-Struct/Imps/Grds-Other-Supplies	Harbor Freight	Operations Supplies	$71.31
681420	61846	Maint-Struct/Imps/Grds-Other-Supplies	Ace Hardware	Operations Supplies	$85.35
681420	61846	Maint-Struct/Imps/Grds-Other-Supplies	USA Blue Book	Chlorinator Tubing - Stock	$1,048.58
681420	61861	Service Line Repairs-Services	Home Depot	Repair Materials (Pleasant Valley Road) Leak	$97.28
681420	61861	Service Line Repairs-Services	Amazon	Fiberglass Tape (Pleasant Valley Rd.) Leak	$36.60
681420	62111	Miscellaneous Expenseses-Services	Pajaro Valley Lock Shop	Shop - Pad Locks (6)	$169.82
681430	62500	Equipment Lease & Rent	AT&T	Rental Line	$31.76
				Total General Claims:	**$89,186.67**
Pre-authorized Expenditures					
				Total Pre-authorized Expenditures:	**$0.00**
Capital Expenditures					
681430	86110	Buildings and Improvements	The Home Depot	Concrete mix (12) & Supplies for Mast (US Bank)	$413.97
681430	86110	Buildings and Improvements	Industrial Metal Supply	Well 14 - Mast Tubing (US Bank)	$394.02
681430	86110	Buildings and Improvements	Maggiora Bros. Drilling, Inc.	Concrete Pad, Mechanical & Electrical	$23,792.04
681430	86110	Buildings and Improvements	SyCal Enginering, Inc.	Well 14 SCAD	$14,199.28
				Total Capital Expenditures:	**$38,799.31**
Contributions to Other Agencies					
				Total Contributions to other Agencies:	**$0.00**
Credits					
				Total Credits:	$0.00
				TOTAL CLAIMS:	**$127,985.98**

Staff Compensation			
	Ralph Bracamonte	Gross Pay 10/2/26	$8,120.00
	Edward Flores	Gross Pay 10/2/26	$4,972.50
	Heriberto Ruiz	Gross Pay 10/2/26	$2,741.68
	Jennifer Collins	Gross Pay 10/2/26	$2,850.65
	Heather Mazanek	Gross Pay 10/2/26	$2,738.75
	Ralph Bracamonte	Gross Pay 10/16/26	$8,120.00
	Edward Flores	Gross Pay 10/16/26	$5,374.38
	Heriberto Ruiz	Gross Pay 10/16/26	$2,547.16
	Jennifer Collins	Gross Pay 10/16/26	$2,880.77
	Heather Mazanek	Gross Pay 10/16/26	$2,625.00
	Ralph Bracamonte	Gross Pay 10/30/26	$8,120.00
	Edward Flores	Gross Pay 10/30/26	$4,972.50
	Heriberto Ruiz	Gross Pay 10/30/26	$2,690.40
	Jennifer Collins	Gross Pay 10/30/26	$2,810.50
	Heather Mazanek	Gross Pay 10/30/26	$2,677.50
		Total Staff Compensation:	**$64,241.79**

Directors' Compensation			
	John Previsich	October Meeting	$100.00
	Robert Postle	October Meeting	$0.00
	Marco Romanini	October Meeting	$100.00
	Frances B. Whitney	October Meeting	$100.00
	Robert Marani	October Meeting	$100.00
		Total Board Compensation:	**$400.00**

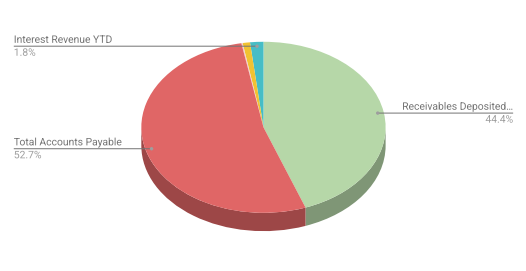

Total Claims:	$127,985.98
Salaries:	$64,241.79
Directors' Compensation:	$400.00
Total Accounts Payable:	**$192,627.77**

Receivables Deposited **MTD**	**$162,346.50**
Total Accounts Payable	**$192,627.77**
Tax Revenue **MTD**	**$625.21**
Interest Revenue **MTD**	**$0.00**
Tax Revenue **YTD**	**$3,553.33**
Interest Revenue **YTD**	**$6,445.89**

Central Water <admin@centralwaterdistrict.us.com>

Concerns Regarding Public Communication of Hexavalent Chromium Exceedance

3 messages

[redacted] Thu, Nov 5, 2026 at 6:40 PM

To: Central Water <admin@centralwaterdistrict.us.com>

Dear Central Water District Board Members and Management,

I am writing to express my concerns regarding the Central Water District's October 30, 2026, public notice concerning elevated levels of hexavalent chromium in our drinking water.

While I appreciate the District's efforts to address this issue and its obligation to notify customers, I am troubled by how the information was presented to the public. In particular, I believe the announcement places disproportionate emphasis on reassuring residents that the situation is "not an emergency" and that the District is not considered in regulatory violation until October 2028, without adequately explaining the potential health implications of continued exposure.

According to the notice, testing identified hexavalent chromium at 13 parts per billion (ppb), exceeding California's maximum contaminant level of 10 ppb by 30%. Hexavalent chromium is a recognized health concern, particularly with respect to the potential increased cancer risk associated with long-term exposure.

Yet the announcement prominently emphasizes that "THIS IS NOT AN EMERGENCY" and informs residents that they do not need to use an alternative water supply. Although these statements may be consistent with regulatory notification requirements, I am concerned that their presentation could lead residents to conclude that the water poses no meaningful health risk.

There is an important distinction between a situation that does not constitute an immediate emergency and one that presents potential health consequences from continued exposure. I believe this distinction should have been communicated much more clearly.

I am also concerned about the emphasis placed on the October 1, 2028, regulatory compliance deadline. While the District may have additional time under state regulations to achieve compliance, that administrative timeline does not change the potential health implications of consuming water containing hexavalent chromium above the established standard. Residents should not be left with the impression that water exceeding the standard is necessarily safe simply because the District has not yet reached its enforcement deadline.

Additionally, the notice emphasizes that hexavalent chromium occurs naturally in the earth's crust. While this may be factually relevant, its natural occurrence does not diminish the potential health risks associated with exposure. In the context of a public health notification, I question whether this statement provides meaningful reassurance or instead minimizes the significance of the exceedance.

Finally, the notice raises several important questions that I believe deserve clear answers:

1. The reported concentration of 13 ppb was measured at one of the District's three wells. What concentrations are actually reaching customers' taps, and how does blending water from different wells affect those levels?
2. How long has the District been detecting hexavalent chromium at concentrations exceeding the current drinking-water standard?
3. What steps can residents voluntarily take to reduce their exposure, and what types of household filtration systems have been demonstrated to effectively remove hexavalent chromium?
4. What is the anticipated timeline for completing the replacement well, and what assurance can the District provide that this project will bring delivered drinking water into compliance with the 10 ppb standard?
5. Will the District consider revising future public notifications to more clearly distinguish between regulatory compliance deadlines, immediate health emergencies, and the potential risks of long-term exposure?

I recognize that the District is working with state regulators and that addressing water-quality issues requires time, resources, and careful planning. My concern is not simply that an exceedance has occurred, but that the public deserves

communication that is transparent, balanced, and sufficiently informative to make personal decisions about drinking-water consumption.

Meeting the minimum legal requirements for public notification should not be the sole measure of effective public health communication. Residents deserve to understand both the actual risks and the uncertainties, without having to interpret reassuring regulatory language as a substitute for meaningful health information.

I would appreciate a written response addressing these concerns and would encourage the District to consider a more transparent and health-focused approach in its future quarterly updates.

Thank you for your attention to this important matter.

[redacted]
Central Water District Customer

Confidentiality Advisory: This correspondence, including any accompanying attachments or files, may contain confidential, privileged, or otherwise legally protected information. If you have received this correspondence and are not the intended recipient, please notify the sender by replying through e-mail or by calling [redacted]. Please be advised that any disclosure, copying , dissemination, or other use of this information by anyone other than the intended recipient is prohibited.

Central Water <admin@centralwaterdistrict.us.com> Fri, Nov 6, 2026 at 10:14 AM
[redacted]

Dear [redacted],

Thank you for reaching out and sharing your concerns regarding our recent public communication on hexavalent chromium.

We agree that clear, transparent, and health-focused communication is vital for our community. We take your feedback seriously and are actively evaluating how to improve our messaging to better distinguish between regulatory compliance timelines and long-term health considerations.

While we aim to provide comprehensive context, the content of our public notices is strictly regulated and approved by the California State Water Resources Control Board, Division of Drinking Water (DDW). Consequently, regulations prevent us from detailing specific operational metrics in the standardized notices.

For additional context, Well 10 was operated for only a single day in August, pumping less than 57,000 gallons into the Rob Roy Zone (out of 1,220,000 gallons pumped in that zone and 13,972,094 gallons district-wide that month). Well 10 remains offline and will only be used in an emergency or during a severe water shortage.

Your home is located in the Day Zone and is not served by Well 10. Your water is supplied by Well 12, our main source serving all five district zones. The naturally occurring chromium-6 level in your drinking water is currently below 6 parts per billion (ppb) or micrograms per liter (µg/L).

Here are responses to your specific questions:

1. Tap Concentrations & Water Blending: Because Well 10 is offline, no water blending is currently required.

2. Historical Detection: Hexavalent chromium occurs naturally in our source water, with historical levels ranging from non-detectable to 13 ppb (µg/L). Well 10 is currently the only well that exceeds the state standard of 10 ppb (µg/L).

3. Precautionary Measures & Home Filtration: Deciding whether to install home filtration remains at the customer's discretion. Central Water District water currently meets all state and federal water quality standards.

4. Replacement Well Timeline & Water Quality: We are awaiting final approval from the DDW to bring the new Well 14 online. Water quality testing to date has shown excellent results, with chromium-6 levels below 4 ppb.

5. Future Public Notifications: Once Well 14 is operational, we do not anticipate needing further public notices regarding Well 10. Given that Well 10 is offline, we are also requesting an exemption from DDW for future notification requirements.

Please keep in mind the California State Water Resources Control Board, Division of Drinking Water (DDW) has the final say on what we can send out and what is included or not included.

We appreciate your engagement on this important matter. Please let us know if you have any further questions.

Sincerely,

Ralph Bracamonte

District Manager

Central Water District

[Quoted te t hidden]

[redacted] Fri, Nov 6, 2026 at 10:56 AM

To: Central Water <admin@centralwaterdistrict.us.com>

Dear Ralph,

Thank you for your thoughtful and detailed response. I appreciate your willingness to address my concerns and provide additional information about the District's water sources, testing results, and plans for Well 14.

I find the information you provided particularly reassuring, especially knowing that Well 10 is offline, that my home receives water from Well 12, and that the chromium-6 concentration in my drinking water is currently below the state's maximum contaminant level.

Interestingly, I think your response also illustrates the central concern behind my original letter. The operational details you shared provide far more meaningful reassurance than the repeated emphasis in the original announcement that the situation was "not an emergency" and that the District was not yet in regulatory violation.

I appreciate your explanation regarding the restrictions imposed by DDW on standardized public notices. I wonder, however, whether the District might be permitted to publish a separate explanatory statement or FAQ that includes the type of information you provided to me. Understanding which wells are affected, whether they are operational, and what concentrations are actually reaching customers would help residents make informed decisions without creating unnecessary alarm.

I recognize the challenges involved in balancing regulatory requirements, public health considerations, and clear communication. I appreciate the work the District is doing to address this issue and your responsiveness to my questions.

Thank you again for taking the time to provide such a comprehensive response.

Best regards,

[redacted]

[redacted]

Confidentiality Advisory: This correspondence, including any accompanying attachments or files, may contain confidential, privileged, or otherwise legally protected information. If you have received this correspondence and are not the intended recipient, please notify the sender by replying through e-mail or by calling [redacted] Please be advised that any disclosure, copying , dissemination, or other use of this information by anyone other than the intended recipient is prohibited.

[Quoted text hidden]

This page intentionally left blank

CENTRAL WATER DISTRICT
400 Cox Road – Post Office Box 1869
Aptos, California 95001-1869
(831) 688-2767

DATE: November 9, 2026
TO: Board of Directors
FROM: District Manager
SUBJECT: Monthly Report

Open Enrollment for the 2027 benefit year has been completed. All District employees have selected their healthcare plans for the upcoming year, and there are no changes to existing coverage selections.

Staff will be taking recommended time off over the next few months, during the holidays.

The District distributed the Quarter Three (Q3) Hexavalent Chromium Notification letter to customers in compliance with state notification requirements. Following the distribution, the District provided the corresponding Public Notification Certification form to the State Water Resources Control Board (SWRCB). To date, the District has received several phone calls and one customer email regarding this most recent notice. *Note: If the well remains active for distribution and Hexavalent Chromium testing exceeds the 10 ppb Maximum Contaminant Level (MCL) prior to the SWRCB's October 1, 2028 compliance deadline, quarterly public notifications will continue to be issued to all affected customer**s.***

On October 27, 2026, District staff submitted a response to the SWRCB Division of Drinking Water's findings during the 2026 Sanitary Survey. The Survey identified minor deficiencies across sources, storage tanks, pumping facilities, and the Cross Connection Control Plan; and the District's response detailed key actions taken, such as reinstalling the Well 10 casing vent, adding tank vents and locks, installing dedicated sample taps, and securing facilities. Updates on recommended security, maintenance, and capital improvement measures were also provided to the Division of Drinking Water at this time.

The District Auditor conducted a phone interview with the District Manager regarding the financial audit for FY 2025/26. As part of standard compliance and internal control

guidelines, the auditors are required to interview both a designated staff member and a member of the Board of Directors during every audit cycle.

The District Manager provided 2025 water production data to Sierra Ryan, who is the Water Resources Manager with the County of Santa Cruz Environmental Health Services Agency. The data is presented in an annual water status report that is submitted to the Board of Supervisors in January of each year.

Also, attached for your review is the following data:

1. Statistical Data Sheet
2. Cash Flow Report
3. Revenues/Monthly Interest Report
4. Expenditures
5. Monthly Financial Review Report

STATISTICAL DATA (October 2026)

BILLING	2026	2025	% Change
Total Accounts:	825 ^	826	
Accounts Billed on 11/2/26 (Routes 1 & 3):	470	471	
Accounts Billed:	$156,889	$131,918	
Average Bill:	$334	$280	
Bi-Monthly Residential Consumption (gal):	10,991,112	10,547,548	**4%**
Monthly Ag/Commercial Consumption (gal):	1,962,004	1,388,288	**41%**
Total:	**12,953,116**	**11,935,836**	**9%**
Average Residential Consumption (gal):	24,317	23,335	
Average Total Consumption (gal):	27,560	25,341	
District Office Use (gal):	2,244	1,496	

WELL DATA (Gallons)	Monthly Production	GPM	Monthly Production	GPM
Production Wells	**2026**		**2025**	
Well #4 *	**1,124,537**	143	**0**	0
Well #10 **	**0**	0	**3,172,312**	281
Well #12	**10,984,999**	576	**6,304,238**	581
Total Production	**12,109,536**		**9,476,550**	
Annual Production Increase /Decrease	**27.8%**		**-23.5%**	
Residential:				
Average Gallons per Day	**327,340**		**260,912**	
Avg. Gallons per Person /Day (*pop.* 2,700)	121		97	

** Note: In October 2025 Well #4 was offline for repairs.*

*** Note: In October 2026 Well #10 was offline, due to ongoing repairs.*

^ Note: There is one less account in Route 3, due to a March 2026 compound meter upgrade.

CENTRAL WATER DISTRICT CASH FLOW

October 2026

	MTD 10/1 - 10/31/26	FYTD 31-October-2026	Prior FYTD 31-October-2025
REVENUES:			
Taxes	$619.98	$3,534.73	$3,749.93
Interest	$0.00	$6,445.89	$16,822.42
Aid/Gov't Agencies	$0.00	$0.00	$0.00
Water Sales	$161,383.69	$572,065.31	$543,448.69
Fines, Forfeitures	$5.23	$18.60	$20.71
Connection Fees	$0.00	$0.00	$0.00
Hydrant Water Sales	$0.00	$0.00	$0.00
NSF Checks	$0.00	$154.06	$0.00
NSF Returned Check Fees	$0.00	$125.00	$25.00
Other Revenue	$962.81	$6,214.32	$3,036.09
	$162,971.71	**$588,557.91**	**$567,102.84**
EXPENDITURES:			
Salaries & Benefits	$59,555.80	$308,758.70	$293,378.90
Services & Supplies	$76,920.83	$183,970.03	$212,946.08
Fixed Assets	$1,507.68	$146,675.86	$166,476.43
Operating Transfer	$0.00	$0.00	$0.00
Contributions to Other Agencies	$1,679.50	$48,002.36	$1,322.86
	$139,663.81	**$687,406.95**	**$674,124.27**
NET REVENUE:	**$23,307.90**	**-$98,849.04**	**-$107,021.43**
Leak Adjustments	**$1,212.39**	**$4,011.61**	**$6,148.94**

CASH IN TREASURY	**End Month Balance**	**Prior Year EOM Balance**
General Fund (Includes Emergency & CIP Reserves)	$491,698.68	$1,482,497.75
Customer Deposits (Meter Trust) *	$15,090.59	$14,870.28
Building Deposits (Mainline Trust) * ^	$2,990.00	$2,990.00
Equity in Pooled Cash	**$509,779.27**	**$1,500,358.03**
Emergency Reserve	$500,000.00	$1,000,000.00
CIP Reserve	$9,779.27	$500,358.03
General Fund (Including Reimbursements and Transfers)	**$509,779.27**	**$1,500,358.03**

* Does not include issued or stale-dated refunds.

^ Entry from Construction Deposits Record, as of 10/31/26.

Note: 11/4/26 data was used for reporting.

Revenues

As Of = @prior-month-end; Years = 1; Chart Fields = FundType,Fund,Character,Object; Balances = Adopted Budget,Adjusted Budget,Month-To-Date Actual,Year-To-Date Actual,Year-To-Date Variance,PctYear-To-Date Variance; Revenues/Expenditures = R,E

Revenues/Expenditures [RV] and Fund Type [76] and Fund [76511, 76511]

Object	GL Object Title	FY 2027 Adopted Budget	Adjusted Budget	Month-To-Date Actual	Year-To-Date Actual	Year-To-Date Variance	Count
Fund Type: 76 – INVESTMT TRUST-LOCAL BOARDS IN							
Character: 01 – TAXES							
40100	PROPERTY TAX-CURRENT SEC-GEN	170,000.00	170,000.00	0.00	0.00	170,000.00	1
40110	PROPERTY TAX-CURRENT UNSEC-GEN	0.00	0.00	439.31	2,952.27	-2,952.27	1
40130	PROPERTY TAX-PRIOR UNSEC-GEN	0.00	0.00	64.62	84.51	-84.51	1
40150	SUPP PROP TAX-CURRENT SEC	0.00	0.00	63.25	330.41	-330.41	1
40151	SUPP PROP TAX-CURRENT UNSEC	0.00	0.00	19.83	49.09	-49.09	1
40160	SUPP PROP TAX-PRIOR SEC	0.00	0.00	14.06	83.68	-83.68	1
40161	SUPP PROP TAX-PRIOR UNSEC	0.00	0.00	18.91	34.77	-34.77	1
Total 01 – TAXES		170,000.00	170,000.00	619.98	3,534.73	166,465.27	7
Character: 07 – FINES, FORFEITURES & ASSMNTS							
44142	PENALTIES FOR DELINQUENT TAXES	0.00	0.00	2.70	9.16	-9.16	1
44143	REDMPTN PNLTIES FOR DELINQ TXS	0.00	0.00	2.53	9.44	-9.44	1
Total 07 – FINES, FORFEITURES & ASSMNTS		0.00	0.00	5.23	18.60	-18.60	2
Character: 10 – REV FROM USE OF MONEY & PROP							
40430	INTEREST	25,000.00	25,000.00	0.00	6,445.89	18,554.11	1
Total 10 – REV FROM USE OF MONEY & PROP		25,000.00	25,000.00	0.00	6,445.89	18,554.11	1
Character: 15 – INTERGOVERNMENTAL REVENUES							
40830	ST-HOMEOWNERS' PROP TAX RELIEF	700.00	700.00	0.00	0.00	700.00	1
Total 15 – INTERGOVERNMENTAL REVENUES		700.00	700.00	0.00	0.00	700.00	1
Character: 19 – CHARGES FOR SERVICES							
41842	CONNECTION FEES	350,000.00	350,000.00	0.00	0.00	350,000.00	1
Total 19 – CHARGES FOR SERVICES		350,000.00	350,000.00	0.00	0.00	350,000.00	1
Character: 23 – MISC. REVENUES							
42322	HYDRANT WATER SALES	2,500.00	2,500.00	0.00	0.00	2,500.00	1
42326	RESIDENTIAL WATER SALES	1,350,000.00	1,350,000.00	161,383.69	572,065.31	777,934.69	1
42380	NSF CHECKS	0.00	0.00	0.00	154.06	-154.06	1
42381	NSF CHECKS-RETURNED CHECK FEES	0.00	0.00	0.00	125.00	-125.00	1
42384	OTHER REVENUE	100,000.00	100,000.00	962.81	6,214.32	93,785.68	1
Total 23 – MISC. REVENUES		1,452,500.00	1,452,500.00	162,346.50	578,558.69	873,941.31	5
Total 76 – INVESTMT TRUST-LOCAL BOARDS IN		1,998,200.00	1,998,200.00	162,971.71	588,557.91	1,409,642.09	17
		1,998,200.00	1,998,200.00	162,971.71	588,557.91	1,409,642.09	17

COUNTY OF SANTA CRUZ

LAURA BOWERS, CPA, CPFO
AUDITOR-CONTROLLER-TREASURER-TAX COLLECTOR
701 OCEAN STREET, SUITE 100, SANTA CRUZ, CA 95060-4073
(831) 454-2500 FAX (831) 454-2660

November 4, 2026

Below is the interest rate information for the County of Santa Cruz Investment Pool for October 2026 and comparison rates for the prior year same month.

October 2026 average daily interest rate earned: 3.856%
October 2025 average daily interest rate earned: 4.010%

Fiscal 2026-27 year to date average interest rate: 3.792%
Fiscal 2025-26 year to date average interest rate: 4.062%

Interest rates vary and are determined by the market interest rate. Interest rates are calculated using 365 days in a year.

Monthly interest for your fund can be found in Finance Enterprise in your Fund's revenue detail under object 40430 – Interest. Interest posted to 40430 relates to apportioned interest by the County Treasurer for funds held in the County Treasury.

Interest is calculated based on fund daily cash balances, including negative cash balances. Positive cash balances at the end of the day earn interest. Negative cash balances at the end of the day are charged interest.

If you have any questions regarding the above information, please contact the Auditor-Controller-Treasurer-Tax Collector's office General Accounting Team.

Thank you,

Tracy Laine

Cc: Laura Bowers

Expenditures Summary

As Of = @prior-month-end; Years = 1; Chart Fields = FundType,Fund,Character,Object; Balances = Adopted Budget,Adjusted Budget,Month-To-Date Actual,Year-To-Date Actual,Year-To-Date Encumbrances,Year-To-Date Variance,PctYear-To-Date Variance; Revenues/Expenditures = R,E

Revenues/Expenditures [XP] and Fund Type [76] and Fund [76511]

Object	GL Object Title	FY 2027 Adopted Budget	Adjusted Budget	Month-To-Date Actual	Year-To-Date Actual	Year-To-Date Encumbrances	Year-To-Date Variance	Count
Fund Type: 76 – INVESTMT TRUST-LOCAL BOARDS IN								
Character: 50 – SALARIES AND EMPLOYEE BENEF								
51000	REGULAR PAY-PERMANENT	540,000.00	540,000.00	40,647.60	169,327.97	0.00	370,672.03	1
51005	OVERTIME PAY-PERMANENT	20,000.00	20,000.00	1,610.61	11,804.44	0.00	8,195.56	1
51025	REGULAR PAY-CALL BACK	8,000.00	8,000.00	560.00	2,324.00	0.00	5,676.00	1
52010	OASDI-SOCIAL SECURITY	40,000.00	40,000.00	3,306.19	14,265.08	0.00	25,734.92	1
52015	PERS	115,000.00	115,000.00	5,334.48	74,277.34	0.00	40,722.66	1
53010	EMPLOYEE INSURANCE & BENEFITS	110,000.00	110,000.00	8,096.92	32,387.68	0.00	77,612.32	1
53015	UNEMPLOYMENT INSURANCE	5,000.00	5,000.00	0.00	0.00	0.00	5,000.00	1
54010	WORKERS COMPENSATION INSURANCE	12,000.00	12,000.00	0.00	4,372.19	0.00	7,627.81	1
Total 50 – SALARIES AND EMPLOYEE BENEF		850,000.00	850,000.00	59,555.80	308,758.70	0.00	541,241.30	8
Character: 60 – SERVICES AND SUPPLIES								
61110	CLOTHING & PERSONAL SUPPLIES	1,500.00	1,500.00	0.00	420.27	0.00	1,079.73	1
61221	TELEPHONE-NON TELECOM 1099	5,000.00	5,000.00	429.84	1,383.83	0.00	3,616.17	1
61525	LIABILITY INSURANCE	55,000.00	55,000.00	0.00	724.92	0.00	54,275.08	1
61545	PROPERTY INSURANCE	12,000.00	12,000.00	0.00	0.00	0.00	12,000.00	1
61720	MAINT-MOBILE EQUIPMENT-SERV	2,500.00	2,500.00	330.00	330.00	0.00	2,170.00	1
61721	MAINT-MOBILE EQUIPMNT-SUPPLIES	1,000.00	1,000.00	0.00	0.00	0.00	1,000.00	1
61730	MAINT-OTH EQUIP-SERVICES	1,000.00	1,000.00	0.00	0.00	0.00	1,000.00	1
61846	MAINT-STRCT/IMPS/GRDS-OTH-SUPP	21,000.00	21,000.00	1,601.01	8,295.33	0.00	12,704.67	1
61848	MAINT-STRUCT/GRDS-OTH-SRV	35,000.00	35,000.00	549.15	2,901.09	0.00	32,098.91	1
61850	METER MAINTENANCE-SERVICES	4,000.00	4,000.00	0.00	0.00	0.00	4,000.00	1
61855	ROAD REPAIRS-SERVICES	20,000.00	20,000.00	5,850.49	5,850.49	0.00	14,149.51	1
61860	MAIN LINE REPAIRS-SERVICES	25,000.00	25,000.00	503.85	503.85	0.00	24,496.15	1
61861	SERVICE LINE REPAIRS-SERVICES	50,000.00	50,000.00	14,999.09	21,879.09	0.00	28,120.91	1
61915	LABORATORY FEES	10,000.00	10,000.00	6,165.00	6,465.00	0.00	3,535.00	1
62020	MEMBERSHIPS	10,000.00	10,000.00	8,660.00	8,960.00	0.00	1,040.00	1
62111	MISCELLANEOUS EXPENSE-SERVICES	12,500.00	12,500.00	0.00	5,074.10	0.00	7,425.90	1
62219	PC SOFTWARE PURCHASES	9,000.00	9,000.00	1,086.80	2,690.25	0.00	6,309.75	1
62221	POSTAGE	7,500.00	7,500.00	0.00	3,135.45	0.00	4,364.55	1
62223	SUPPLIES	3,000.00	3,000.00	528.47	841.87	0.00	2,158.13	1
62301	ACCOUNTING AND AUDITING FEES	15,000.00	15,000.00	0.00	9,053.24	0.00	5,946.76	1
62304	ATTORNEY	25,000.00	25,000.00	1,260.00	3,780.00	0.00	21,220.00	1
62327	DIRECTORS' FEES	7,500.00	7,500.00	400.00	2,100.00	0.00	5,400.00	1
62381	PROF & SPECIAL SERV-OTHER	75,000.00	75,000.00	12,172.78	31,752.83	0.00	43,247.17	1
62500	EQUIPMENT LEASE & RENT	5,000.00	5,000.00	31.76	95.28	0.00	4,904.72	1
62610	RENTS/LEASES-STRUC IMP & GRNDS	8,000.00	8,000.00	0.00	0.00	0.00	8,000.00	1
62715	SMALL TOOLS & INSTRUMENTS	2,500.00	2,500.00	0.00	183.18	0.00	2,316.82	1
62826	EDUCATION AND/OR TRAINING	1,500.00	1,500.00	0.00	0.00	0.00	1,500.00	1
62888	SPEC DIST EXP-SERVICES	15,000.00	15,000.00	25.50	215.57	0.00	14,784.43	1
62920	GAS, OIL, FUEL	6,500.00	6,500.00	495.55	1,385.20	0.00	5,114.80	1
63074	UTILITIES	195,000.00	195,000.00	21,831.54	65,949.19	0.00	129,050.81	1
Total 60 – SERVICES AND SUPPLIES		641,000.00	641,000.00	76,920.83	183,970.03	0.00	457,029.97	30
Character: 70 – OTHER CHARGES								
75231	CONTRIB TO OTHER AGENCIES-OTH	80,000.00	80,000.00	1,679.50	48,002.36	0.00	31,997.64	1
Total 70 – OTHER CHARGES		80,000.00	80,000.00	1,679.50	48,002.36	0.00	31,997.64	1

Expenditures Summary

As Of = @prior-month-end; Years = 1; Chart Fields = FundType,Fund,Character,Object; Balances = Adopted Budget,Adjusted Budget,Month-To-Date Actual,Year-To-Date Actual,Year-To-Date Encumbrances,Year-To-Date Variance,PctYear-To-Date Variance; Revenues/Expenditures = R,E

Revenues/Expenditures [XP] and Fund Type [76] and Fund [76511]

Object	GL Object Title	FY 2027 Adopted Budget	Adjusted Budget	Month-To-Date Actual	Year-To-Date Actual	Year-To-Date Encumbrances	Year-To-Date Variance	Count
Fund Type: 76 – INVESTMT TRUST-LOCAL BOARDS IN								
Character: 80 – FIXED ASSETS								
86110	BUILDINGS AND IMPROVEMENTS	450,000.00	450,000.00	1,507.68	146,639.74	0.00	303,360.26	1
86203	COMPUTER EQUIPMENT	10,000.00	10,000.00	0.00	36.12	0.00	9,963.88	1
Total 80 – FIXED ASSETS		460,000.00	460,000.00	1,507.68	146,675.86	0.00	313,324.14	2
Character: 98 – APPROP FOR CONTINGENCIES								
98700	APPROP FOR CONTINGENCIES	4,000.00	4,000.00	0.00	0.00	0.00	4,000.00	1
Total 98 – APPROP FOR CONTINGENCIES		4,000.00	4,000.00	0.00	0.00	0.00	4,000.00	1
Total 76 – INVESTMT TRUST-LOCAL BOARDS IN		2,035,000.00	2,035,000.00	139,663.81	687,406.95	0.00	1,347,593.05	42
		2,035,000.00	2,035,000.00	139,663.81	687,406.95	0.00	1,347,593.05	42

Financial Review 2026/2027

Based on Actual Revenues

Residential			Billed on the 1st	
	2025/2026		**2026/2027**	**Percent +/-**
July	$87,363.70		$92,605.99	6.00%
August	$153,593.31		$164,857.27	7.33%
September	$88,216.23		$93,144.06	5.59%
October	$119,237.06		$135,810.66	13.90%
November	$51,697.56			
December	$69,317.61			
January	$56,798.65	***Rates Updated***		
February	$71,031.09			
March	$63,171.47			
April	$107,132.33			
May	$70,065.42			
June	$141,975.41			
Total	**$1,079,599.84**		**$486,417.98**	

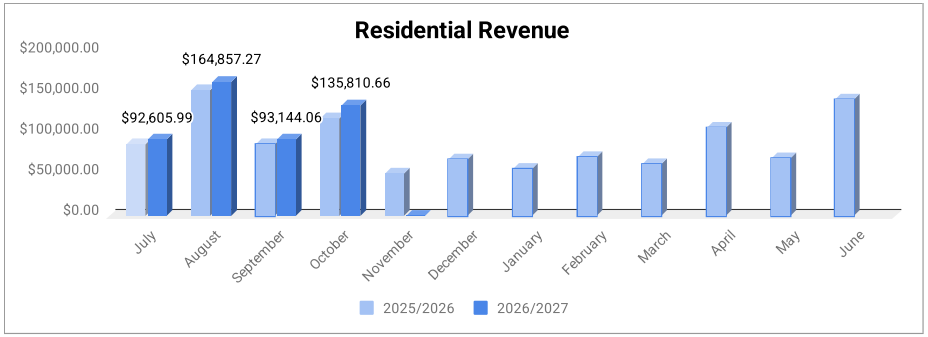

Commercial /Agriculture				
	2025/2026		**2026/2027**	**Percent +/-**
July	$21,727.20		$18,312.60	-15.72%
August	$23,323.38		$18,915.51	-18.90%
September	$20,525.05		$15,790.50	-23.07%
October	$6,048.73		$14,173.57	134.32%
November	$3,447.07			
December	$4,508.98			
January	$4,035.89	***Rates Updated***		
February	$4,586.97			
March	$15,068.92			
April	$7,091.34			
May	$10,942.66			
June	$15,876.16			
	Total			
Total	**$137,182.35**		**$67,192.18**	

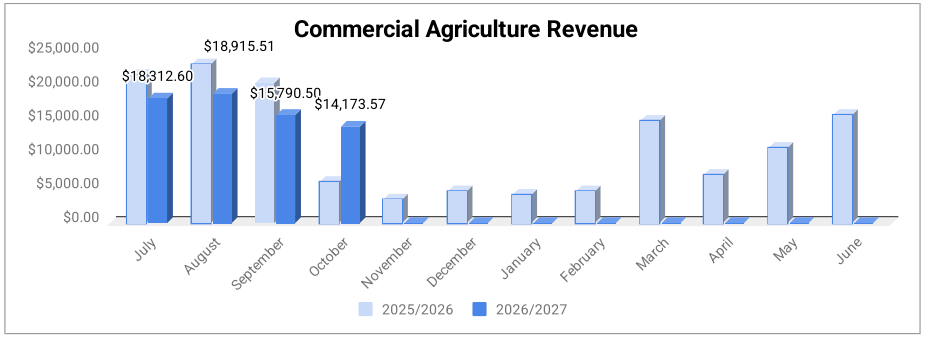

Multi Residential				
	2025/2026		**2026/2027**	**Percent +/-**
July	$7,713.21		$7,991.56	3.61%
August	$6,476.17		$8,438.88	30.31%
September	$7,031.13		$7,528.72	7.08%
October	$6,632.49		$6,904.72	4.10%
November	$5,893.05			
December	$6,784.17			
January	$6,955.77	***Rates Updated***		
February	$6,759.12			
March	$7,960.32			
April	$7,143.92			
May	$7,398.72			
June	$8,206.53			
	Total			
Total	**$84,954.60**		**$30,863.88**	

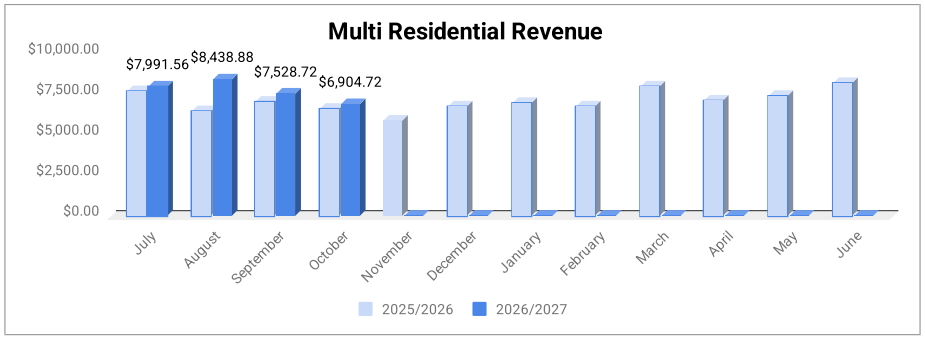

Total	2025/2026	Residential	Ag/Comm	Multi-Res	2026/2027	$ diff	
July	$116,804.11	$92,605.99	$18,312.60	$7,991.56	$118,910.15	$2,106.04	
August	$183,392.86	$164,857.27	$18,915.51	$8,438.88	$192,211.66	$8,818.80	
September	$115,772.41	$93,144.06	$15,790.50	$7,528.72	$116,463.28	$690.87	
October	$131,918.28	$135,810.66	$14,173.57	$6,904.72	$156,888.95	$24,970.67	
November	$61,037.68	$0.00	$0.00	$0.00	$0.00		
December	$80,610.76	$0.00	$0.00	$0.00	$0.00		
January	$67,790.31	$0.00	$0.00	$0.00	$0.00		
February	$82,377.18	$0.00	$0.00	$0.00	$0.00		
March	$86,200.71	$0.00	$0.00	$0.00	$0.00		
April	$121,367.59	$0.00	$0.00	$0.00	$0.00		
May	$88,406.80	$0.00	$0.00	$0.00	$0.00		
June	$166,058.10	$0.00	$0.00	$0.00	$0.00		
Total	**$1,301,736.79**	**$486,417.98**	**$67,192.18**	**$30,863.88**	**$584,474.04**	**-$717,262.75**	**44.90%**

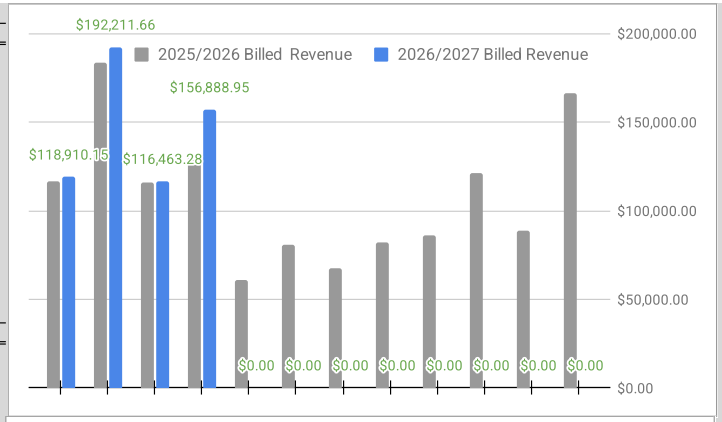

Residential billed revenue is for the last 60 days
Commercial & Agriculture billed revenue is for last 30 days

	2026/2027	Residential	Ag./Comm	Muti-Res	Total Usage in Units (748 Gallons per unit)	2025/2026
	July Usage	10,398	1,958	1,339	13,695	14,806
	August Usage	18,007	2,026	1,401	21,434	22,471
2026	September Usage	10,423	1,668	1,258	13,349	14,740
	October Usage	14,692	1,485	1,138	17,315	15,957
	November Usage					7,198
	December Usage					9,198
	January Usage					7,626
	February Usage					8,451
2027	March Usage					9,870
	April Usage					13,190
	May Usage					9,937
	June Usage					18,444
Total		53,520	7,137	5,136	65,793	
Gallons		40,032,960	5,338,476	3,841,728	49,213,164	
Acre Ft		122.86	16.38	11.79		
Total Acre feet		***151***				

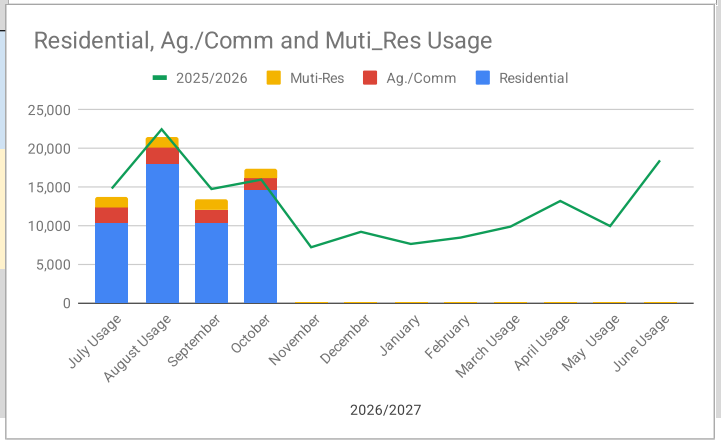

CENTRAL WATER DISTRICT
400 Cox Road – Post Office Box 1869
Aptos, California 95001-1869
(831) 688-2767

DATE: November 12, 2026
TO: Board of Directors
FROM: Edward Flores, Operations Supervisor
SUBJECT: Operations Report

District staff continue to assist customers with identifying and resolving water leaks, including providing support to customers utilizing the EyeOnWater monitoring platform to identify abnormal water usage and monitor consumption following repairs. In addition, the Operations Supervisor completed and submitted the October SAFER Clearinghouse Drought & Conservation Report to the State, ensuring the District remains in compliance with monthly reporting requirements.

Well 14 Capital Improvement Project
Significant progress continued at Well 14 as District staff completed several important site improvements and advanced preparations for SCADA communications integration. Staff coordinated with contractors on the remaining facility improvements and site security measures.

Key progress included:

- District staff constructed the concrete foundation and successfully assembled and erected the 30-foot communications mast. The mast was secured to the building using multiple structural supports, and the radio antenna and communications cable were installed. With the mast in place, the facility is prepared for final radio configuration and SCADA communication testing.
- District staff completed the required water quality sampling for the new transmission main, advancing the project toward final regulatory approval. With transmission main sampling completed, the remaining water quality requirements include sampling at the wellhead and obtaining authorization from the State Division of Drinking Water (DDW) before placing Well 14 into service.
- Staff coordinated with Fannin Fencing to obtain a proposal for perimeter fencing, including removable sections around the well pedestal to maintain access for future well maintenance and pump removal. The proposal was received and is pending review.
- Staff installed reflective markings on the security bollards at the access road entrance to improve visibility and discourage unauthorized vehicle access.
- Staff installed three additional concrete-filled protective bollards around the exposed transmission main and communications mast to reduce the risk of accidental damage from vehicles and equipment.
- District staff installed drainage piping for the emergency eyewash station, preparing the facility for completion of the remaining eyewash installation by Maggiora Bros.

The remaining work includes final radio configuration and SCADA communications testing, completion of outstanding facility improvements, in addition to continued coordination with contractors as the well advances toward full completion.

Pleasant Valley Lane Service Line Repair
District staff identified a second leak along the previously repaired two-inch branch service on Pleasant Valley Lane. Staff excavated the affected section and installed a pipe repair wrap to address the additional failure. Following the repair, staff returned to inspect the installation and confirmed that the leak had been eliminated. The excavation was subsequently backfilled, and the affected area was restored, with permanent asphalt restoration remaining.

Pleasant Valley Road & Hames Road Service Line Repair
District staff responded after hours to a reported water leak near the intersection of Pleasant Valley Road and Hames Road. Due to water traveling between layers of asphalt, the source was initially difficult to identify. Staff coordinated utility marking and excavation with Betz Works to locate and repair the leak. Investigation identified a pinhole leak on a 3/4-inch polyethylene (PE) service line where the pipe followed a sharp bend through a joint utility trench. Rather than performing a localized repair, staff replaced the affected PE section with copper piping, eliminating the problematic bend and providing a more durable service connection intended to reduce the likelihood of future failures.

Valencia Fire Service Reconnection & Meter Accessibility Improvements
District staff coordinated with a customer and their plumber following the reconnection of a fire service line near the Valencia Pump Station. Staff reviewed documentation of the completed installation and provided guidance on safely recharging the fire service system and purging trapped air while minimizing the potential for unintended fire alarm activation. Following completion of the work, District staff adjusted the fire service and adjacent domestic water meter boxes to better match the surrounding grade.

Sanitary Survey Corrective Actions
District staff completed several corrective improvements identified during the State's recent Sanitary Survey. Work included installation of a new vent at Redwood Heights Tank, dedicated water sampling stations at Morrison Tank, Day Tanks 1 and 2, and Maintenance District Tank, and protective overflow screens at Morrison Tank and both Day Tanks. Staff also modified the Day Tank 2 access hatch to accommodate a padlock, improving security against unauthorized access. At Well 10, staff coordinated with Maggiora Bros. to reconfigure and reinstall the casing vent while maintaining adequate clearance for the adjacent electrical cabinet.

Following completion of these improvements, District staff submitted the formal response to the State's Sanitary Survey findings, including documentation and photographs verifying the corrective work performed throughout the District.

Upper Primary Pump Station Facility Improvements
District staff replaced the aging halogen lighting system at the Upper Primary Pump Station with new LED lighting after experiencing recurring fixture failures. The improved lighting provides better visibility throughout the building, improving conditions for routine inspections, maintenance, and equipment monitoring.

During the work, staff identified evidence of rodent activity and subsequently performed a thorough cleanup and inspection of the facility. Staff identified and sealed potential entry points using metal mesh and expanding foam to reduce the likelihood of future intrusion. The facility will continue to be monitored during routine inspections to verify the effectiveness of the improvements.

Preventive Maintenance & Equipment Reliability
District staff completed scheduled motor lubrication at the Upper Primary and Lower Primary Pump Stations. Maintenance intervals are determined using the District's pump runtime tracking system, which monitors accumulated operating hours and identifies when lubrication is required.

This approach allows staff to perform preventive maintenance based on actual equipment usage rather than fixed calendar intervals, supporting motor reliability and helping extend equipment service life.

Blackwell 346
Monitoring Well 14 214

COX WELL FIELD

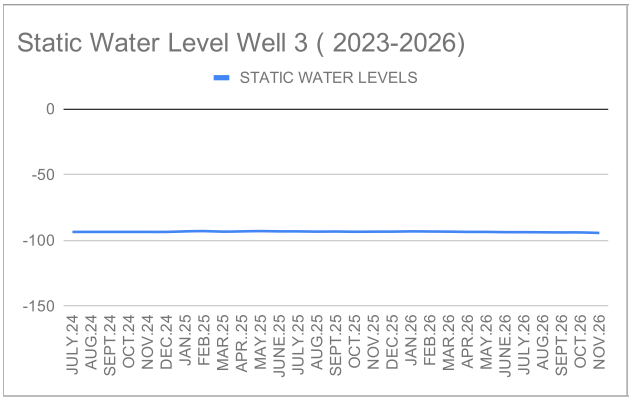

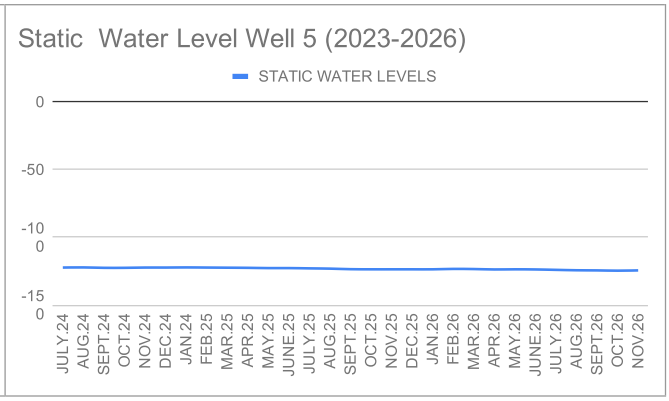

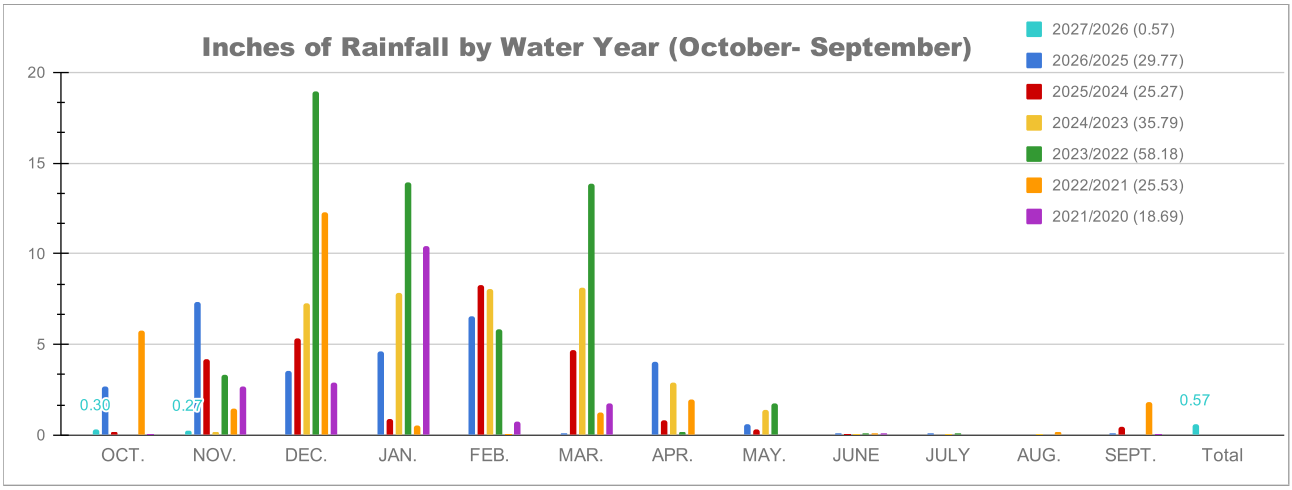

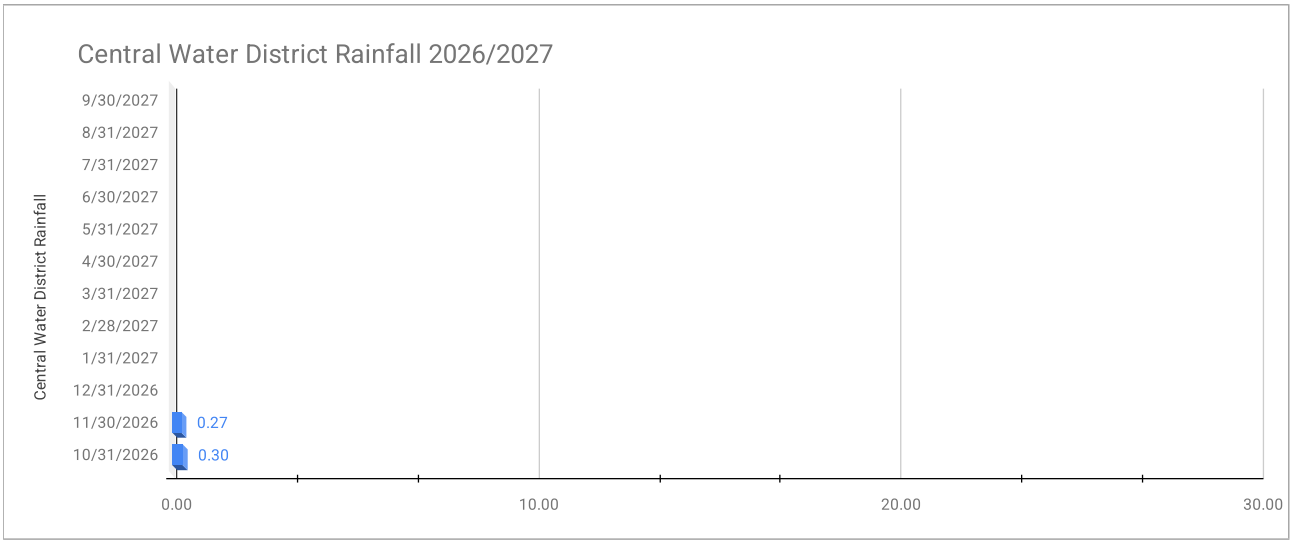

Rob Roy Well Field

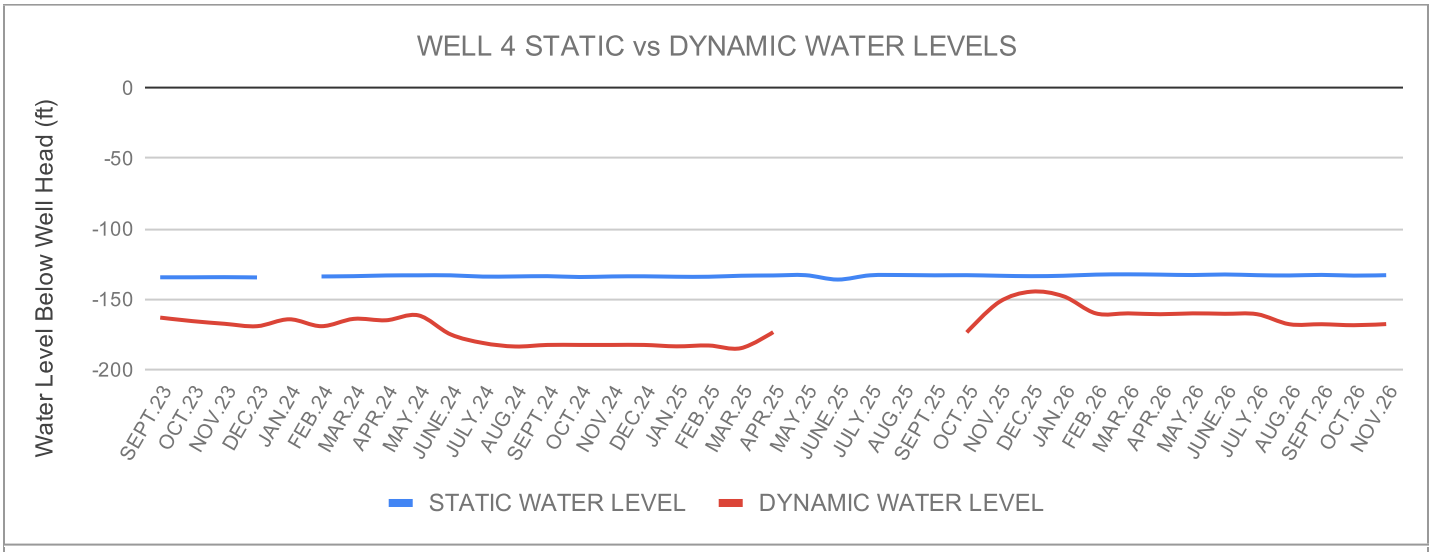

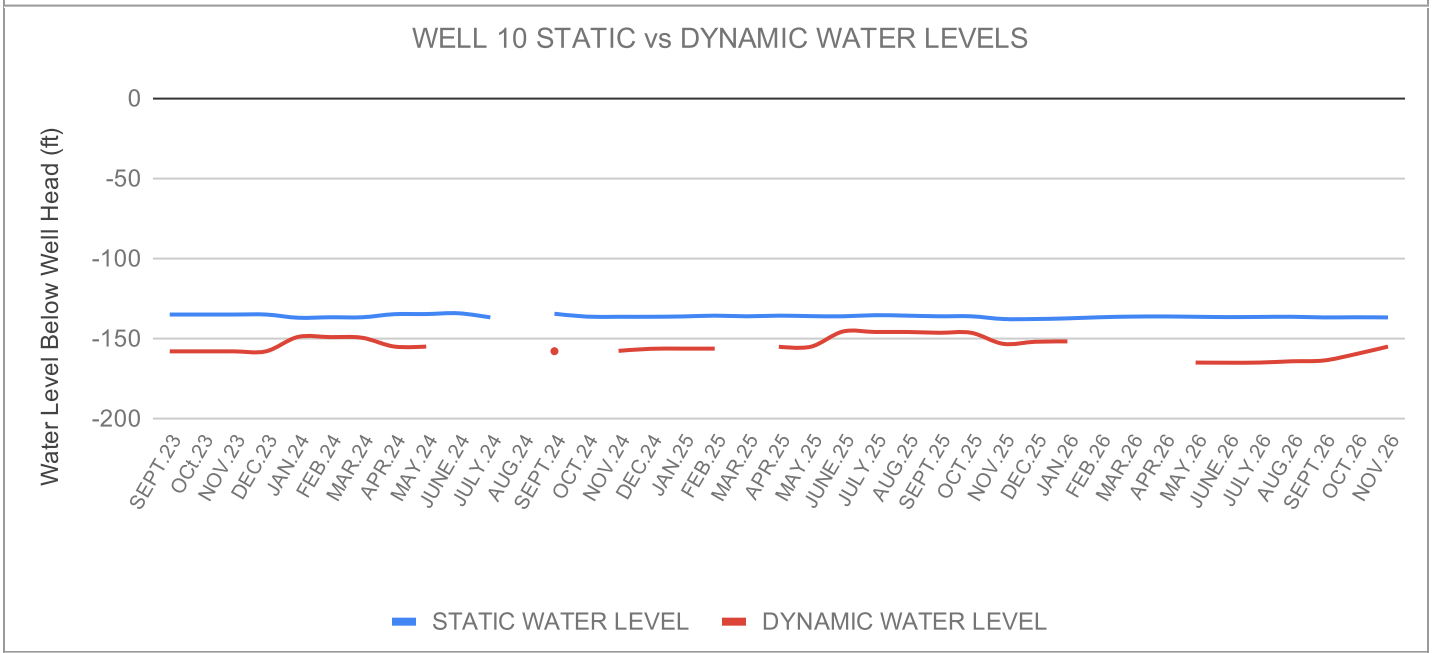

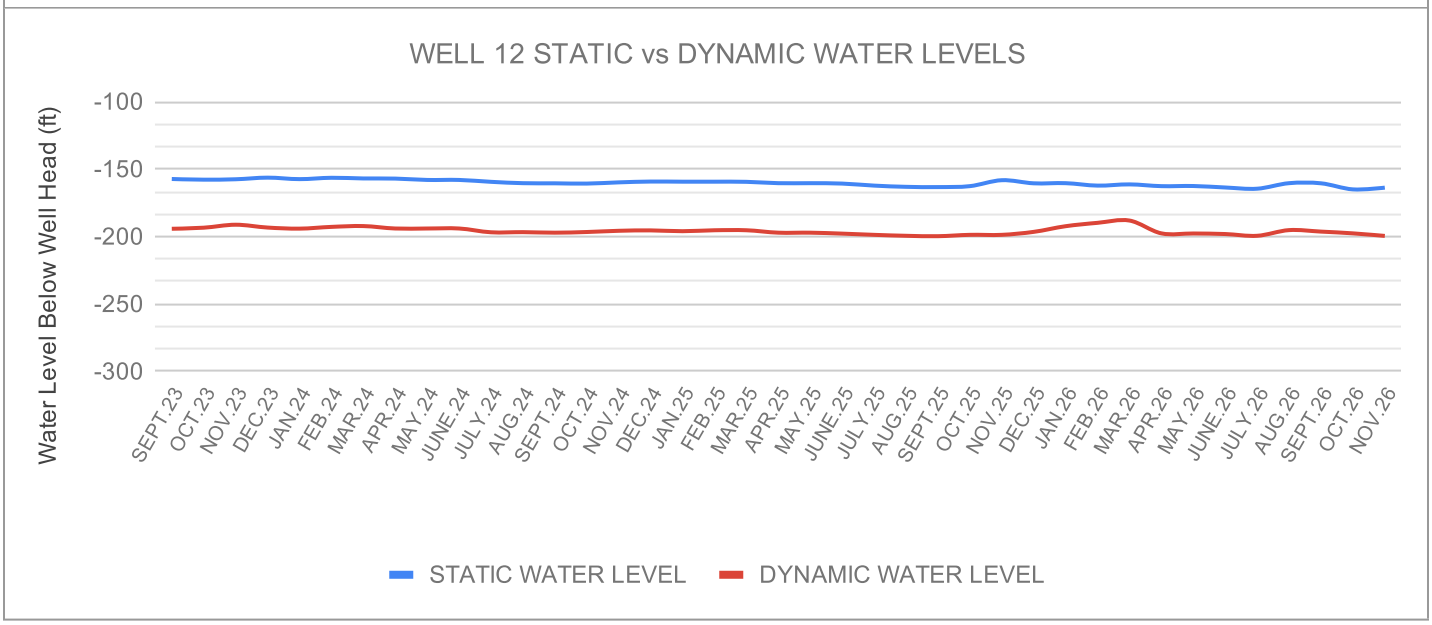

CENTRAL WATER DISTRICT
400 Cox Road – Post Office Box 1869
Aptos, California 95001-1869
(831) 688-2767

DATE: November 10, 2026
TO: Board of Directors
FROM: Central Water District Staff
SUBJECT: Well 14 Project Updates

Well 14 Progress & Updates

During October/November, progress continued towards the completion of the Well 14 Project.

- Operations staff poured the footing for the mast to be installed at Well 14. In addition the mast was constructed and erected by the Operations team. The antenna and cables were also installed and connected to the panel in order to communicate with Upper Primary.
- Two Bacteriological water samples were collected from the Well 14 Transmission Main which came back as “Absent”. The Transmission Main is now active.
- Three protective bollards were installed by the Operations staff. Two are located at the transmission line and one is located at the mast.
- To prevent erosion Operations staff reinforced the area around the Well 14 building by compacting the ground with a viberplate.

Next steps include the following:

- Complete the installation of the discharge line for the chlorination equipment.
- Radio to be installed in the panel for the mast to be able to communicate between Well 14 and Upper primary.
- Fencing installation bid received and will be scheduled.
- State permit amendment approval


Mast at Well 14 Building



Budget Status

Vendor	Contract Amt.	Paid to Date***	Retention Due	Remaining Budget**	Status
J. Johnson & Co. (Water & Electrical Lines)	$276,925	$294,600.97	$0	-$17,675.97	Completed
Maggiora Bros. (Well Drilling)	$448,150	$441,637.19	$23,244.06	-$16,731.25	Completed
Maggiora Bros. (Pump Station)	$355,000	$282,373.25	$14,861.75	$57,765.00	Completed
SyCal (SCADA Integration)	$52,495	$41,937.88		$10,557.12	Near Completion
Sky Valley Engineering (SCADA Integration)		$3,795.13			Near Completion
MKN (Project Mgmt.)	$185,800*	$177,264.99		$8,535.01	Near Completion
Betz Works		$14,080			Completed
TOTALS		**$1,241,609.41**	**$38,105.81**		

**Includes original $150,000 contract and added $20,000 for extended services and final as-built CAD work and $15,800 for permit amendment support. **After retention is paid out. ***Includes November 2026 Accounts Payable.*

Project Schedule

Slight delays in the construction of the Well 14 Pump Station have pushed the completion of the Well 14 Project out several months, with a continued plan to have the replacement well fully operational by the end of 2026.

CENTRAL WATER DISTRICT
400 Cox Road – Post Office Box 1869
Aptos, California 95001-1869
(831) 688-2767

DATE: November 9, 2026
TO: Board of Directors
FROM: District Manager
SUBJECT: Central Water District Drinking Water Treatment and Supply Project & Financial Assistance Resolution

At the May 2026 Board Meeting, the Board of Directors of the Central Water District, entered into an agreement with Ardurra Group to prepare a planning grant application for submission to the State Water Resources Control Board (SWRCB) Division of Financial Assistance (DFA) for the Central Water District Drinking Water Treatment and Supply Project. Funds would be used for Project planning, which would include data collection, application form preparation (General, Technical, Environmental, and Financial Security packages), supplemental attachment compilation, and post-application outreach support, all performed by the Ardurra Group. The Project would ultimately mitigate manganese contamination at inactive Wells 3 and 5, or at a potential new well, all located at the District Office property.

BACKGROUND & PROJECT OVERVIEW

Central Water District relies on groundwater supplies that face increasing challenges due to emerging contaminants, such as hexavalent chromium and iron manganese, as well as reduced groundwater levels. To ensure long-term safe, reliable, and sustainable drinking water service, the District is initiating a comprehensive planning study.

The planning study will evaluate potential water treatment, supply, and infrastructure improvements, alongside opportunities to enhance system reliability and emergency water supplies. Ultimately, the study will produce a Preliminary Engineering Report (PER) that outlines an implementable solution to guide future project funding, detailed design, and construction.

PROJECT OBJECTIVES & BENEFITS

- Address drinking water quality challenges (e.g., manganese and emerging contaminants) and overall supply needs.
- Evaluate groundwater supply and infrastructure improvement opportunities.

- Identify cost-effective and sustainable solutions, enhancing supply reliability and drought resilience.
- Support long-term groundwater sustainability planning and improve preparedness for future regulatory requirements.
- Develop a funding-ready plan that positions the District for state and federal financial assistance.

FUNDING OPPORTUNITY & FINANCIAL ASSISTANCE
Under the Bipartisan Infrastructure Law / Infrastructure Investment and Jobs Act (IIJA), the State Water Resources Control Board provides Emerging Contaminants (EC) funding through the Drinking Water State Revolving Fund (DWSRF EC) and EC Small or Disadvantaged Communities Grant (EC-SDC). This funding is distributed entirely as principal forgiveness (forgivable loans) and grants to address emerging contaminants (such as manganese) in drinking water.

Key details regarding funding limits and requirements include:

- **Eligible Funding Amounts:** Water systems serving populations under 25,000 or Disadvantaged Communities (DACs) are eligible for up to 100% of eligible costs with no maximum limit and no expectation of repayment.
- **Eligible Activities:** Funding covers planning and design activities, as well as treatment upgrades, facility construction, and source development.
- **Application Process:** Applications are submitted via the Financial Assistance Application Submittal Tool (FAAST) using the established DWSRF application process.
- **Federal Requirements:** Projects receiving federal funding must adhere to Build America, Buy America (BABA) domestic preference, Davis-Bacon prevailing wage standards, and Disadvantaged Business Enterprise (DBE) good faith effort requirements.

NEXT STEPS
Adoption of the requested Financial Assistance Resolution will enable the District Manager to finalize and submit the financial assistance application to the State Water Resources Control Board, securing funding to commence the planning study and Preliminary Engineering Report.

Possible Recommended Action(s): That, **BY MOTION**, the Board of Directors adopt *Resolution 05-26, A RESOLUTION OF THE BOARD OF DIRECTORS OF THE CENTRAL WATER DISTRICT AUTHORIZING THE GENERAL MANAGER TO SUBMIT A FINANCIAL ASSISTANCE APPLICATION AND EXECUTE FUNDING AGREEMENTS FOR THE CENTRAL WATER DISTRICT DRINKING WATER TREATMENT AND SUPPLY PROJECT.*

CENTRAL WATER DISTRICT'S DRINKING WATER TREATMENT AND SUPPLY PROJECT

Planning for Safe, Reliable, and Sustainable Drinking Water

Central Water District relies primarily on groundwater supplies that face increasing challenges due to emerging contaminants, such as hexavalent chromium and iron manganese, and reduced groundwater levels. A planning study is needed to evaluate potential treatment and supply solutions in order to continue to provide safe and reliable drinking water service.

The planning study will evaluate potential water treatment, supply, and infrastructure improvements as well as opportunities to enhance system reliability and emergency water supplies. This planning study will be used to develop a preliminary engineering report that outlines an implementable solution to guide project funding, design and construction.

PROJECT OBJECTIVES

- Address drinking water quality and supply needs.
- Evaluate groundwater supply and infrastructure improvement opportunities.
- Identify cost-effective and sustainable solutions for future implementation.
- Develop a funding-ready plan for future capital improvements.

BENEFITS

- Identifies drinking water quality improvements.
- Evaluates options to enhance supply reliability and drought resilience.
- Supports long-term groundwater sustainability planning.
- Improves preparedness for future regulatory requirements.
- Positions the District for state and federal funding opportunities.

CONNECT WITH US

Central Water District
District Manager Phone: (831) 688-2767
admin@CentralWaterDistrict.us.com
www.CentralWaterDistrict.us.com

CENTRAL WATER DISTRICT

RESOLUTION NO. 05-26

A RESOLUTION OF THE BOARD OF DIRECTORS OF THE CENTRAL WATER DISTRICT AUTHORIZING THE GENERAL MANAGER TO SUBMIT A FINANCIAL ASSISTANCE APPLICATION AND EXECUTE FUNDING AGREEMENTS FOR THE CENTRAL WATER DISTRICT DRINKING WATER TREATMENT AND SUPPLY PROJECT

The Board of Directors of the Central Water District (“District”), Santa Cruz County, California, finds and determines as follows:

WHEREAS, the District owns and operates drinking water facilities serving customers within its service area; and

WHEREAS, the District is committed to providing safe, reliable, and sustainable drinking water supplies to its customers; and

WHEREAS, the District desires to evaluate existing and potential drinking water treatment and supply improvements to address emerging contaminants, strengthen long-term water supply reliability, and support compliance with current and future drinking water regulations; and

WHEREAS, the proposed **Central Water District Drinking Water Treatment and Supply Project** ("Project") will include planning, technical studies, preliminary engineering, alternatives analysis, and related activities necessary to evaluate drinking water treatment and supply improvement alternatives; and

WHEREAS, the California State Water Resources Control Board ("State Water Board"), through the Drinking Water State Revolving Fund Program ("DWSRF"), including the Emerging Contaminants Program ("DWSRF-EC"), provides financial assistance for eligible planning and project development activities; and

WHEREAS, the District desires to apply for available DWSRF-EC funding to complete the planning activities associated with the Project.

NOW, THEREFORE, BE IT RESOLVED by the Board of Directors of the Central Water District as follows:

1. The General Manager (the “Authorized Representative”) or designee is hereby authorized and directed to sign and file, for and on behalf of the District, a

Financial Assistance Application for a financing agreement from the State Water Resources Control Board for the planning, design, and construction of the Central Water District Drinking Water Treatment and Supply Project.

2. This Authorized Representative, or his/her designee, is designated to provide the assurances, certifications, and commitments required for the financial assistance application, including executing a financial assistance agreement from the State Water Resources Control Board and any amendments or changes thereto.

3. The Authorized Representative, or his/her designee, is designated to represent the District in carrying out the District's responsibilities under the financing agreement, including certifying disbursement requests on behalf of the District and compliance with applicable state and federal laws.

PASSED AND ADOPTED by the Board of Directors of the Central Water District at a regular meeting held on the 18th day of November, 2026, by the following vote:

AYES:

NOES:

ABSENT:

ABSTAIN:

ATTEST: _____

Marco Romanini, Secretary of the Board

APPROVED: _____

Robert Marani, Board President

CERTIFICATION

I hereby certify that the foregoing is a true and correct copy of a resolution duly adopted by the Board of Directors of the Central Water District at a meeting thereof held on the date stated above.

_____ Date: _____

This page intentionally left blank

CENTRAL WATER DISTRICT
400 Cox Road – Post Office Box 1869
Aptos, California 95001-1869
(831) 688-2767

DATE: November 9, 2026
TO: Board of Directors
FROM: District Manager
SUBJECT: 2026 Connection Charge Study and Updated Fee Schedule

Executive Summary

This Connection Charge Study analyzes Central Water District's rate structure and cost recovery for new connections. The current fee schedule fails to fully recover capital costs. Using the System Buy-In method with 2026 replacement values ($40,824,835 total asset value minus $1,395,741 net depreciation), the base connection charge for a standard 5/8" meter (25 GPM) is $41,768 for a build-out of 944 connections. Fees for larger meters scale proportionally by AWWA flow capacity ratios (from $58,475 for 3/4" to $1,837,792 for 4"). These updated charges ensure new connections pay their fair share without requiring Proposition 218 balloting.

Key Findings & System Valuation

Using the **System Buy-In Method**, the District's total asset replacement value—including tanks, wells, pump stations, mains, meters, and hydrants—is estimated at **$40,824,835**.

Based on 944 total connections at build-out and subtracting $1,395,741 in net depreciation, the updated base rate for a standard 5/8-inch meter (25 GPM) is **$41,768**.

Proposed Connection Fee Schedule

Connection charges for larger service meter connections are scaled proportionally based on manufacturer flow rate equivalence:

- **5/8" Meter Service (25 GPM):** $41,768
- **3/4" Meter Service (35 GPM):** $58,475
- **1" Meter Service (70 GPM):** $116,950
- **1.5" Meter Service (115 GPM):** $192,133
- **2" Meter Service (260 GPM):** $434,387

- **4" Meter Service (1100 GPM):** $1,837,792

Statutory Compliance

The proposed connection fee revisions comply with **California Government Code Sections 66013, 66016, 66022, and 66023**, ensuring that capacity charges do not exceed the estimated reasonable cost of providing capital facilities and service.

Possible Recommended Action(s): That, **BY MOTION**, the Board of Directors approve the updated connection fees as outlined in the 2026 Connection Charge Study and direct District staff to schedule a formal public hearing and issue public notice at least 14 days prior to the hearing in accordance with California Government Code Section 66016.

Central Water District

400 Cox Road
Aptos, CA 95003

Central Water District
Connection Charge Study

November 2026

Prepared by:
District Manager Ralph Bracamonte

2026-2027 BOARD OF DIRECTORS

Robert Marani - Board President

Frances Basich Whitney- Vice President

Marco Romanini - Board Secretary

John Previsich - Director

Robert Postle - Director

DISTRICT MANAGER

Ralph Bracamonte

DISTRICT LEGAL COUNSEL

Heidi A. Quinn, Esq.

DESCRIPTION OF DISTRICT

Background

Central Water District, with an estimated population of 2,700 to 3,000 people, presently serves 907 customers with domestic, fire, irrigation, public and commercial service connections. Situated in the foothills of the Santa Cruz Mountains east of Aptos, it covers a service area of approximately five square miles. The elevation of the service area ranges from a low of about 150 feet to over 1,100 feet above sea level. Most customers are residential users located on rural sites of one acre or more. In Fiscal Year 2024/25 residential customers consumed 91.98 million gallons of water, whereas multi-family customers, consisting of 238 units, collectively consumed 11.18 million gallons of water or 9.72% of the total water that was pumped. The District's 14 commercial / agriculture accounts consumed 11.81 million gallons of water in FY 2024/25 or 10.27% of the total water that was generated. In terms of future boundary growth, the District anticipates truly little, except for potential restricted agricultural land that could be annexed to the District. In fact, the Sphere of Influence established for the District by the Local Agency Formation Commission (December 1986) limited the maximum size of the District. However, the present boundary plan does not address the possible infilling of new residential customers within the service area. Since the State of California and County of Santa Cruz Planning Department recently streamlined the permitting process for ADU construction, the District expects to see an increase in accessory dwelling units (ADUs) in the coming years.

The North Santa Cruz County Water Master Plan Study - Final Report, June 1985, report also showed that the Central Water District is one of only two districts in Northern Santa Cruz County capable of meeting the demand for water at buildout with facilities then in place. A 1994 Central Water District buildout study, based upon a computer-generated model of the District highlighting vacant parcels, indicates that the earlier projections were overstated. Santa Cruz County has designated the majority of the area within Central Water District boundaries as a Primary Recharge Area, limiting future parcel size to a ten-acre minimum, but this can change very quickly.

Purpose of the Study

This study was conducted to present to the Board of Directors of the Central Water District with a comprehensive analysis of the existing connection charge rate structure. The findings indicate that the District's primary objective—recovering water system capital costs via connection charges—is currently not being fully realized. Although specific policies and methodologies differ across various municipalities within Santa Cruz County and the State of California, the assessment of connection charges on new water system connections remains a standard industry practice. Connection charges are typically determined by several key factors: the size of the service connection (i.e., meter size), the customer classification (e.g., residential, industrial), the geographic location of the property relative to District boundaries, and the proximity to the nearest water distribution main. Generally, these charges comprise a baseline connection fee supplemented by ancillary costs associated with physical infrastructure, labor, administrative processing, and related expenses.

The fees updated in this study are commonly referred to as “connection fees,” “development impact fees,” “capital facility fees,” or, in this case, “connection charge.” The terms are often used interchangeably, and California Government Code Section 66013 defines these types of fees (referred to as a “capacity charge”) as a one-time “charge for public facilities in existence at the time a charge is imposed or charges for new public facilities to be acquired or constructed in the future that are of proportional benefit to the person or property being charged, including supply or capacity contracts for rights or entitlements, real property interests, and entitlements and other rights of the local agency involving capital expense relating to its use of existing or new public facilities.”

The implementation of connection charges for new service connections serves as a standard industry practice designed to ensure equitable cost distribution. While exact policies, legal guidelines, and calculation formulas vary by jurisdiction, connection charges are consistently evaluated through several key criteria:

- **Service Connection and Meter Size:** The physical size of the meter dictates potential flow capacity and hydraulic demand on the system, directly influencing the baseline charge.
- **Customer Classification:** Delineations based on customer type (such as single-family residential, multi-family, commercial, public, or agricultural) account for variations in long-term consumption patterns and demand profiles.
- **Geographic Location:** The physical location of a property relative to existing District service boundaries and established 5 pressure zones.
- **Proximity to Infrastructure:** Distance to the nearest adequate water distribution main and necessary system extensions.

This document supports the Board of Directors authorization to impose connection charge on customers connecting to, or upsizing their connection to the water system, to ensure that they pay their fair share of existing utility asset costs plus the costs of new facilities needed to serve them. In its simplest form, connection charges are the result of dividing the cost (or value) of the CentralWater District’s current system assets, plus planned capital improvements, by the expected number of future customers. As a result, future customers connecting to the water utility would enter as equal participants with current customers regarding their financial commitment and obligations to the Central Water District.. Whereas water rate increases imposed on existing customers require a protest ballot under Proposition 218, connection charges do not because they are considered an appropriate funding mechanism for facilities that benefit new development district wide. Therefore, these fees may be imposed by a majority vote of the Central Water District Board of Directors by majority approval. This report provides the documentation and findings necessary for the adoption of the proposed capacity fees.

Connection Charge Rationale

The rationale for imposing connection charges is to defray the capital costs of services being provided to benefit new users of the water system. These new customers may be in the form of new building development or as a conversion from a private water source to the Central Water District. Regardless of the form of the new user, the inherent demands on the Central Water District service are the same and therefore the treatment in the assignment of benefits should be consistently applied.

Methodology for Calculating Connection Charges

In practice, connection fee structures typically consist of a core baseline capacity charge combined with ancillary fees to cover direct physical infrastructure, labor, administrative processing, engineering reviews, and related overhead. The following report provides detailed analysis and data to support the Board of Directors in establishing a legally defensible and financially sustainable connection charge structure reflecting the current operational and economic status of the Central Water District.

There are several methodologies in creating a connection charge, each having their own positive and negative attributes. All the different methodologies really encompass two primary approaches – the system buy-in methodology and the incremental-cost methodology. All methodologies are usually some variation or combination of these two methods. The two primary methods are generally described below, illustrate the different perspectives that can be used to determine appropriate connection fees.

System Buy-In Method

The system buy-in method establishes capital recovery charges based on the average investment current customers have made in the District's water system. Under this "buy-in" concept, existing users have already contributed through service charges, taxes, and other upfront payments to establish a valuable public capital facility—the *Central Water District*. Consequently, the connection fee recognizes the current value of providing the capacity required to accommodate new users. Calculated by taking the fixed asset value (on a historical or replacement cost basis), subtracting long-term debt and depreciation, and dividing by the total number of customers, this charge allows new development to join on equal footing with existing development. Responsibilities for future capital improvements are subsequently shared equally across the entire customer base.

The *System Buy-In* approach offers five key advantages that align well with the needs of the Central Water District:

- Widely accepted and commonly utilized, this methodology is often favored by developers because it can yield lower fees depending on the asset valuation method applied.
- By focusing strictly on existing infrastructure costs and omitting future planned facilities, it eliminates the necessity for a formal capital program.
- It avoids complex capacity availability assessments, thereby removing the need for detailed capacity analyses required by

alternative methods.

- Because fees represent a reimbursement for historical capital expenditures, the utility (or existing development) can spend the revenue freely once received, significantly simplifying impact fee accounting.
- It is ideal for largely built-out service areas with fully established infrastructure.

Incremental Cost Method

Frequently used in rapidly growing communities, the incremental cost methodology focuses on the cost of expanding the system through new or planned capital facilities. Growth-related facility costs are directly allocated to incoming developments, often with little to no allowance for existing surplus capacity. Under this framework, new customers fund the expansion required to serve them, preserving existing rate structures and preventing current customers from bearing the financial burden of system growth. This is typically applied when new developments require new capacity or consume reserve capacity that must subsequently be replaced.

However, the *Incremental Cost Method* presents two major drawbacks for the Central Water District:

- Demonstrating legal nexus requires extensive, detailed analysis. The District must define the exact capacity demands of new development, determine the capacity provided by planned facilities, and separate existing deficiencies (which new development fees cannot legally fund) from true expansion needs. Consequently, fee calculations often recover only a fraction of total facility costs.
- While simpler when constructing entirely new infrastructure for greenfield areas—where service standards and costs are easily allocated across units—it imposes strict statutory accounting obligations to track fee revenues until specific capital projects are completed.

Combined Method – Future System Buy-In

Many utilities combine both methods, integrating existing and planned infrastructure into fee calculations. This approach accounts for incoming developments benefiting from surplus capacity in major, oversized assets (such as supply facilities, treatment plants, and transmission mains) while simultaneously requiring incremental additions (such as local distribution pipes and storage tanks).

However, the *Combined Method – Future System Buy-In* is unsuitable for the Central Water District due to its minimal growth rate:

- A primary challenge is ensuring new development is not double-charged for capacity across both existing and new assets (e.g., paying for both an existing and a new supply well). While charging a proportionate share for system-wide infrastructure like distribution networks—where new connections benefit from the existing grid while extending new lines—can be justified, the extra analytical complexity is unnecessary given the District's limited growth projections.

Existing Connection Charge

Central Water District currently has a practice of recovering capital related costs through connection charges utilizing the system buy-in method. As noted by the listing of current connection charges, identified below, the District levies charges that vary by meter connection size. In the study conducted for the Central Water District in 1994 by Mark Thomas & Co. Inc., the connection rate was based on the amount of water provided through a meter. The District current connection charges are imposed in a uniform per connection basis for all new system users. For clarity, new system users include new developments (e.g. subdivision lots), infill developments on vacant lots and private service conversions. The implementation policy for connection charges follows that new system users are required to pay the full amount of the charge at the time of connection. The District has seen and anticipates very little growth within the District. It is anticipated that there will be three to five connections every 5 years until District build-out.

Connection schedule for new 5/8" Meter Charge:
2015/16 $7,575.00
2016/17 $9,850.00
2017/18 $12,805.00
2018/19 $16,650.00
2019/20 $21,645.00 ***Current Charge***

Connection schedule for new 3/4" Meter Charge:
2015/16 $10,000.00
2016/17 $13,300.00
2017/18 $17,689.00
2018/19 $23,526.00
2019/20 $31,290.00 ***Current Charge***

Service connections for domestic use larger than ¾ inches will be subject to transmission and storage fees as determined by the Board of Directors.

2015 Adopted Connection Charges

Reference Resolution 8-15 and *Distribution Flyer*

Meter Size	Description	Connection Charge
5/8 Meter Service	(Most common) Single Family Residence	$21,645
¾ Meter Service	Single Family Residence	$31,290
1-inch Meter Service	**1-inch Meter Service (Large Lot, Combo F.S)**	To be Determined by Board of Directors
2-Meter Service	**AGRICULTURE / COMMERCIAL**	To be Determined by Board of Directors
4 -Meter Service	**Commercial Needs Board Approval**	To be Determined by Board of Directors

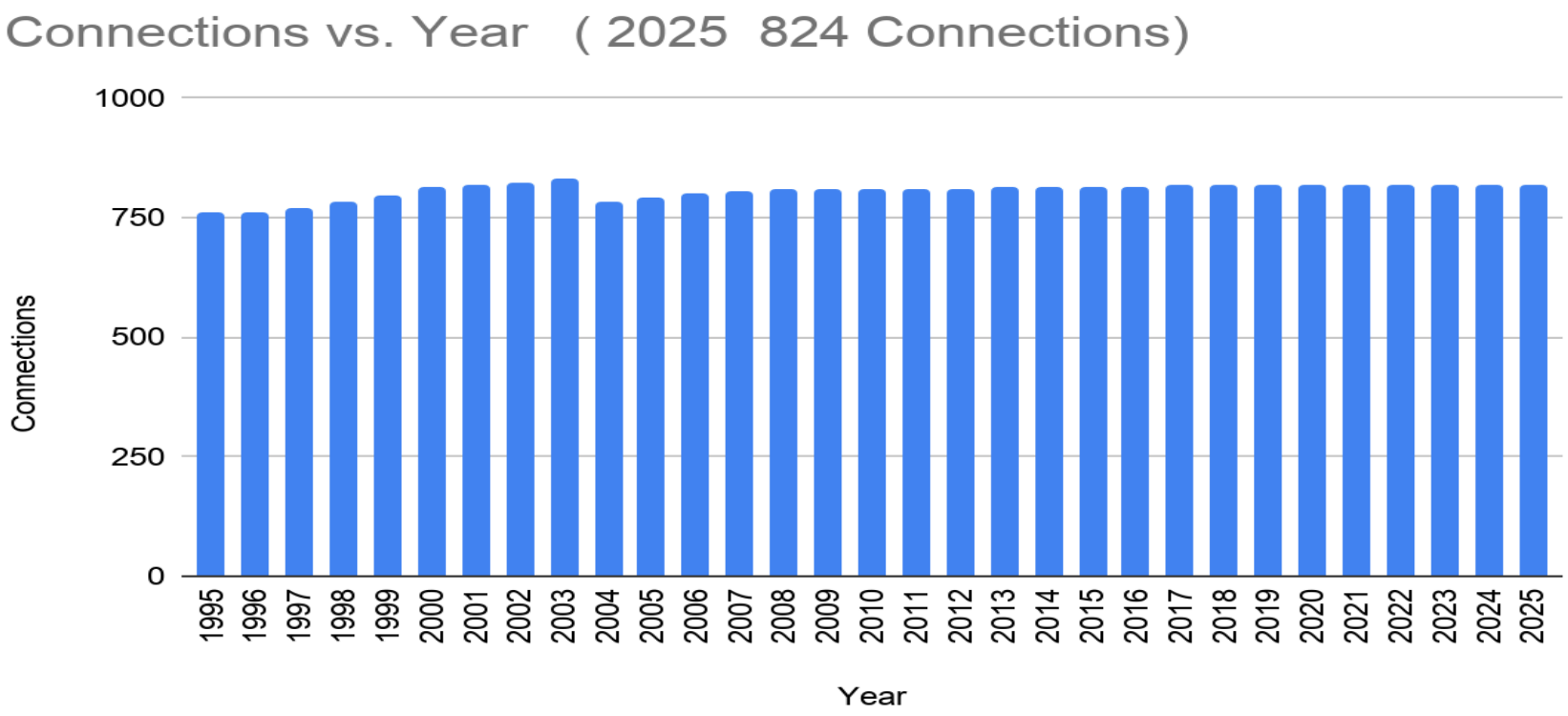

Value of System

The value of the system applied for this study is the Replacement Value, as could best be determined, less any accumulated depreciation. The Replacement Value less depreciation is utilized because it best reflects the current cost to connect to the Central Water District. Included in the chart below is the data used in establishing the value of the District assets.

I. Tanks

The replacement value of the tanks is based on the cost of a steel tank with the same capacity, including all appurtenances. This does include that value of the land on which the tanks are situated.

Assets Name	Description	Size	Date Installed	Acquisition Cost Estimated*	Replacement Cost Estimate	Estimated Useful Life (Years)
PRIMARY TANK	Bolted Steel Tank	50000	2001	$ 61,151.91	$ 75,000	100
ROB ROY TANK	Steel	250000	1972	$ 250,000.00	$ 750,000.00	75
MORRISON TANK	Steel	500000	1977	$ 500,000.00	$ 1,500,000.00	75
DAY TANK 1	Steel	100000	1970	$ 100,000.00	$ 300,000.00	75
DAY TANK 2	Steel	300000	1986	$ 300,000.00	$ 900,000.00	75
MAINTENANCE TANK SITE	Poly	5000	2024	$ 5,000.00	$ 5,000.00	20
REDWOOD HEIGHTS TANK SITE	Poly	1000	1995	$ 8,500.00	$ 3,500.00	75
					$3,535.000	

*Acquisition Data estimates have been added for information only.

Total Value of Tanks **$3,535,000.00**

II. Wells

The replacement of the wells is based on the cost to construct a well of similar type, depth, diameter, motor, pump and equipment.

Assets Name	Description	Status	GPM	Depth	Date Installed	Acquisition Cost Estimated	Replacement Cost Estimate
Well 12	Located across from Mariner Way	Active	600	550	1/1/2001	$ 335,147.12	$ 1,500,000.
Well 10	Located on Soquel Drive by North bound Entrance	Active	350	325	1/1/1978	$ 50,000.00	$ 1,000,000
Well 4	Located across from CHP	Active	200	350	1/1/1967	$ 20,000.00	$ 650,000
Well 14	Located back Of Aptos Church		600	590	1/01/206	$ 1,500,000	$ 1,500,000
							$ 4,650,000

Total Estimated Value of Wells **$4,650,000.00**

III. Booster Pumps

The replacement of the booster pumps is based on the cost to construct a booster pump of similar type, location, diameter, motor, pump and equipment.

Assets Name	Description	GPM	Date Installed	Acquisition Cost	Replacement Cost Estimate	Estimated Useful Life (Years)
VALENCIA BOOSTER	Booster water from Rob Roy Tank to Morrison Tank	600	1/1/1992	$ 163,197.61	$175,000.00	50
QUAIL RUN BOOSTER	Booster water from Morrison Tank to the Day Tanks	75	Update 2012	$ 25,000.00	$25,000.00	50
UPPER CONTROL/PUMPS	Booster water from Morrison Tank to the Day Tanks	250		$ 25,000.00	$35,000.00	25
LOWER CONTROL/PUMPS	Booster water from Morrison Tank to the Day Tanks	250		$ 25,000.00	$25,000.00	25
MAINTENANCE	Booster water from Morrison Tank to the Maintenance Tank	50		$ 10,000.00	$10,000.00	5
REDWOOD HEIGHTS	Booster water from Morrison Tank to the Redwood Heights Tank	50		$ 10,000.00	$10,000.00	5
					$280,000.00	

Total Estimated Value of Booster Pumps: **$280,000.00**

IV. Pressure Reducing Stations

The replacement of the pressure reducing station is based on the cost to construct a pressure reducing station of similar type, depth, diameter, and equipment.

Assets Name	Description	Size	Date Installed	Acquisition Cost	Replacement Cost Estimate
Upper Pleasant Valley	Pleasant Valley Road located at Lester main entrance	2-6"	2012	$ 50,000.00	$ 75,000.00
Lower Pleasant Valley/ Hames	Pleasant Valley Road and Hames	2"		$ 25,000.00	$ 75,000.00
Forest & Meadows	Forest & Meadows	2-2" 4" 6"	1990	$ 25,000.00	$ 75,000.00
Lower Primary Pump	Lower Primary Booster Station	2"		$ 5,000.00	$ 5,000.00
Valencia Pump House	Rob Roy Booster Station	4"	1992	$ 5,000.00	$ 5,000.00
					$235,000.00

Total Estimated Value of Pressure Reducing Stations: **$235,000.00**

V. Water Mains

The replacement of the water mains is based on the cost to construct a water main of similar type, depth, diameter, and equipment

Asset Name	Description	Size	Linear Feet	Acquisition Date	Acquisition Cost Estimate	Replacement Cost Estimate	Estimated Useful Life (Years)
Rob Roy Transmission	AC	6"	1848	1/1/1980	$ 92,400.00	$225 x linear ft	40
Rob Roy Transmission	PVC	4"	1267.2	1/2/1980	$ 63,360.00		40
Freedom Transmission	PVC	10"	2580	1/1/2001	$ 143,000.00		80
Freedom Blvd	AC	8 "	13728	1/4/1980	$ 686,400.00		40
Soquel Dr (SW)	STL	6 "	610	1/5/1980	$ 30,500.00		40
Soquel Dr (NW)	CI	6"	934	1/6/1980	$ 46,700.00		40
Hidden Oaks Ln	AC	6"	930	1/7/1980	$ 46,500.00		40
Sante Fe Ridge	AC	6"	610	1/8/1980	$ 30,500.00		40
Lore Way	C900	8"	2250	1/9/1980	$ 112,500.00		40
Apple/Ramada Loop	AC	6"	905	1/10/1980	$ 45,250.00		40
Geesman's DW		6"	450	1/11/1980	$ 22,500.00		40
Redwood Heights Dr	GAL. STL	2"	1240	1/12/1980	$ 62,000.00		40
Freedom Blvd (S of Hames)	AC	6"	9504	1/13/1980	$ 475,200.00		40
Freedom Branch P V Ridge	AC	4"	501	1/14/1980	$ 25,050.00		40
Freedom Branch	AC	4"	317	1/15/1980	$ 15,850.00		40
La Vida	AC	4"	821	1/16/1980	$ 41,050.00		40
Valencia Rd- Freedom to Hunt	AC	6"	1590	1/17/1980	$ 79,500.00		40
Huntington Dr	AC	6"	957	1/18/1980	$ 47,850.00		40
Valencia Rd - Huntington To Cox	STL.	6"	4488	1/19/1960	$ 224,400.00		10
Valencia past bridge	GAL. STL.	4"/1/2	730	1/20/1980	$ 36,500.00		0
McDonald Rd	STL.	6"	2853	1/21/1960	$ 142,650.00		10
Apple Ln	AC	6"	461	1/22/1980	$ 23,050.00		40

Ramada Ln	AC	6"	475	1/23/1980	$	23,750.00		40
Barnes Rd	STL	6"	461	1/24/1980	$	23,050.00		40
Day Valley Rd	STL/AC	6"	10520	1/1/1960	$	473,400.00		22
Bunker Hill	AC	6"	380	1/2/1960	$	17,100.00		22
FM Loop	AC/C900	6"	1190	1/3/1960	$	53,550.00		22
Maintenance Dist	AC/C900	4"	1800	1/4/1960	$	81,000.00		22
Santana Ln	AC	4"	1075	1/5/1960	$	48,375.00		22
Lauren Ridge	AC	6"	446	1/6/1960	$	20,070.00		22
Branch line after Lauren Ridge	AC	6"	300	1/7/1960	$	13,500.00		22
Branch to Morrison Tank	AC?	12"	440	1/8/1960	$	19,800.00		22
Cox Rd to Brooktree	AC	6"	420	1/1/1980	$	18,900.00		40
Cox Rd	AC	8"	3430	1/2/1980	$	154,350.00		40
Sand Hill	AC	4"	400	1/3/1980	$	18,000.00		40
Blue Mtn	STL	6"	659	1/4/1980	$	29,655.00		10
Israel Ridge Branch	AC	8"	695	1/5/1980	$	31,275.00		40
Leslie Ln	AC	8"	663	1/6/1980	$	29,835.00		40
Ranchitos del Sol	AC	6"	3696	1/7/1980	$	166,320.00		40
Calle del Sol	AC	4"	821	1/8/1980	$	36,945.00		40
Transmission to Day Tank	AC	6"	686	1/9/1980	$	30,870.00		40
Brooktree	AC	6"	2434	1/10/1980	$	109,530.00		40
Cox Rd Extension	C900	8"	100	1/11/1980	$	4,500.00		40
Cox Rd	STL	6"	1518	1/1/1960	$	68,310.00		10
McKay Rd	STL	6"	1166	1/2/1960	$	52,470.00		10
CWD Office Line	STL	6"	897.6	1/3/1960	$	40,392.00		10
Cox Well Field Trans Line	STL	6"	1200	1/4/1960	$	54,000.00		10
Meadow Rd	C900	6"/8"	4305	1/1/1990	$	193,725.00		80
Downing Dr	C900	6"	904	1/2/1990	$	40,680.00		80
Norma Ct	C900	4"	310	1/3/1990	$	13,950.00		80
Branch Connection To Potter	C900	6"	633	1/4/1990	$	28,485.00		80

Potter Rd	C900	6"	1422	1/5/1990	$	63,990.00		80
Branch To Jingle Ln	C900	6"	360	1/6/1990	$	16,200.00		80
Meadow Ct	C900	6"	1789	1/7/1990	$	80,505.00		80
Day Ct	C900	4"	365	1/8/1990	$	16,425.00		80
Branch to Ranchitos	C900	8"	400	1/9/1990	$	18,000.00		80
Meadow Rd Ext	C900	6"	739	1/10/1990	$	33,255.00		80
Meadow Road to top of Quail Rd	C901	8"	1000	1/1/2005	$	65,000.00		80
Quail Run From Day Valley	AC	4"	2155	1/1/1980	$	96,975.00		40
Quail Run East	C900	8"	870	1/2/1980	$	39,150.00		80
Quail Run Branch to Jingle	AC	8"	500	1/3/1980	$	22,500.00		40
Jingle Ln	AC	4"	500	1/4/1980	$	22,500.00		40
					$	-		
Hames Rd	STL.	6"	3250	1/1/1960	$	146,250.00		22
Pleasant Valley Rd	AC	6"	8976	1/2/1980	$	403,920.00		40
Oak Tree Ln	AC	4"	1707	1/3/1980	$	76,815.00		40
Del Valle	STL.	4"	1120	1/4/1980	$	50,400.00		20
Hauer Apple Ln	AC	4"/ 6"	2169	1/5/1980	$	97,605.00		40
Light Springs Rd	AC	4"	744	1/6/1980	$	33,480.00		40
Light Springs Rd Intertie	C900	6"	1149	1/1/1985	$	51,705.00		80
Light Springs Rd Loop Tie	AC	4"	263	1/8/1980	$	11,835.00		40
Villa Manzanal	C900	4"	605	1/9/1980	$	27,225.00		80
Private Driveway(Account # 414010)	C900	4"	377	1/10/1980	$	16,965.00		80
Lower Pleasant Valley Rd	AC	6"	2640	1/1/1980	$	118,800.00		40
Pleasant Valley Branch	AC	4"	217	1/2/1980	$	9,765.00		40
Pleasant Valley Heights	AC	6"/4"	1738	1/3/1980	$	78,210.00		40
Pleasant Valley Lower Heights	AC	4"	646	1/4/1980	$	29,070.00		40
Pleasant Valley Branch			563	1/5/1980	$	25,335.00		40
							Linear Feet x $225 foot	
Linear Feet			127862.8		$	6,040,377.00	**28,769,130**	

Total Estimated Value of Water mains: **$28,769,130.00**

VI. Meters

The replacement of the meters is based on the cost to replace meters of similar type, depth, diameter, and equipment.

Assets Name	Description	QTY	Size	Acquisition Cost	Replacement Cost Estimate
Domestic Meters	Single Family Residence (SFR)	824	5/8 “ to 1”	$123,788.00	$ 305,704
5/8 Meter	Fire Service Meter	81	5/8 inch	$15,750.00	$10,000.00
Booster Pump Meters	Meter	4	2” to 4”	$3,400.00	$5,000.00
Well Meters	Production Meter	5	4” to 6”	$10,000.00	$20,000.00
Hydrant Meters	Bulk Water	2	2”	$3,500.00	$3,500.00
Service Lines	Pipe feeding Meters	891	¾ “ to 1”	$850.00	$1,336,500
					$1,680,704.00

Total Estimated Value of Water Meters: **$1,680,704.00**

VII. Fire Hydrants

The replacement of the Fire Hydrants is based on the cost to construct a Fire Hydrant in similar type, depth, diameter, and equipment. The cost has increased drastically in the past few years due to new lead free requirements.

Assets Name	Description	QTY	Size	Acquisition Cost	Replacement Cost Estimate
Hydrants	Fire hydrant	150	2” to 6”	$1,000-$5,500	$7,500
		150			**$1,125,000.00**

Total Estimated Value of Fire hydrants: $1,125,000.00

VIII. Miscellaneous

Assets Name	Description	Acquisition Cost	Replacement Cost Estimate
SCADA System	Supervisory Control and Data Acquisitions (SCADA)	$100,000.00	$350,000.00
Hardware /Software	Office Hardware/ Software Radio Read Hardware/Software	$50,000.00	$75,000.00
Vehicle/ Tools /Equipment	Utility truck tools and underground equipment	$50,000.00	$125,000.00
			$550,000.00

Total Estimated Value of Miscellaneous Items: $550,000.00

Replacement Value Divided by Customer Base

Developing a connection charge requires the assessment of the average cost of providing water service. This study consisted of a review of the current system users and reviewed service anticipated development to full buildout of 944 customers (according to Santa Cruz County Water Master Plan Study - Final Report, June 1985). For the assessment of the existing infrastructure, the District's infrastructure database was analyzed to determine replacement costs. The replacement of the current water system in the calendar year 2026 is valued at approximately $40,824,835 million. The District currently serves 829 water users, based on the most current system billing records. It should be noted that users are defined as service connections and not occupants. In aggregate this represents an average cost per water system user of approximately $49,246.00 for existing customers and $43,247.00 total build-out of 944 connections.

	Existing Replacement Value	Current System Customers	Replacement Cost Per Customer
Existing Customers	$40,824,835	829	$49,246.00

	Existing Replacement Value	Future Buildout Customers	Replacement Cost Per Customer
Future Build-Out	$40,824,835.00	944	$43,247.00

Connection Charge Calculations Utilizing Meter Size Allocation

Connection Charges are based on the cost to provide water to that connection. The cost to provide service to any one connection was taken as the average cost to provide service to all connections of the Central Water District. In the study conducted for the Central Water District in 1994 by Mark Thomas & Co. Inc., the connection rate was based on the amount of water provided through a meter. Meter size affects the amount of water that can be provided to a customer. In 2006, the District started to update the District to Badger meters. The flow data is based on the Badger manufactures flow rates. The larger the meter the more demand on the system by larger flows.

Meter Size	Flow Rate *
5/8 Meter	25 gpm Gallons Per Minute
¾ Meter	35 gpm
1.Meter	70 gpm
1.5 Meter	115 gpm
2 Meter	260 gpm E-Series
3 Meter	560 gpm E-Series
4 .Meter	1100 gpm E-Series

*Disc Displacement Meter Data used for flow rate.

The value of the system can be calculated by dividing the total replacement cost of the Central Water District system by the total number of connections at build-out (944) , minus the 2024 audited accumulated depreciation value of $1,395,741. See Chart below:

Replacement Value minus Net accumulated depreciation divided by Customers = Base Rate Charge

5/8 Meter	Existing Replacement Value	2024 Audit Net Depreciation	Customers at Build-out	Base Charge
Base Connection Calculation	$40,824,835	$1,395,741	944	41,768

Using a 5/8 meter service that delivers 25 gallons per minute (GPM) as the base cost for the connection charge, the connection charge for larger service can be calculated in the same manner based on a flow ratio equivalence :

Base Rate Charge ⅝ Meter ($41,768) times meter GPM flow then divided by base charge flow (25 GPM) = Connection Charge

Base Rate Charge $41,768	**Meter Size GPM**	**Base Charge Flow (5/8 Meter)**	Base Charge
	X	/	=
$41,768	**¾" Meter 35 GPM**	**25**	**$58,475**
$41,768	1" Meter 70 GPM	25	**$116,950**
$41,768	**1.5" Meter 115 GPM**	**25**	**$ 192,133**
$41,768	2" Meter (E-Series) 260 GPM	25	**$434,387**
$41,768	**3" Meter (E-Series) 560 GPM**	**25**	**$ 935,603**
$41,768	4" Meter (E_Series) 1100 GPM	25	**$1,837,792**

Larger meters have the potential to use more of the system's capacity compared to smaller meters. The potential capacity demanded by each meter is proportional to the maximum hydraulic flow through each meter size as established by AWWA's hydraulic capacity ratios.

The District may have additional capital projects that are needed to serve future developments, and the costs of such projects may be recovered through a development agreement. This will be evaluated on a case-by-case basis as part of the development review process.

Recommendations

- **District staff recommends the Board of Directors approve and adopt this study and its recommendations and proceed with the steps outlined below to implement the new connection charges. This will provide documentation of the study and the basis for adopting the new connection fees.**

  Next steps:

  - **Mailed or Electronic Notice:** The agency is required to mail or email a notice of the proposed increase to every parcel within our sphere of influence. This notice must be sent out at least **14 days prior** to the scheduled public meeting.
  - **Website and Media Notice:** Depending on local ordinances and supplementary state rules, the agency must post the notice prominently on its official website and sometimes publish it in a newspaper of general circulation.

    Required Notice Details: The notice must explicitly state:

    - The current fee vs. the proposed new connection charge.
    - The justification and basis upon which the fee was calculated.
    - The specific date, time, and location of the public meeting.

APPENDIX A – GOVERNMENT CODE
SECTIONS 66013, 66016, 66022, AND 66023

66013. (a) Notwithstanding any other provision of law, when a local agency imposes fees for water connections or sewer connections, or imposes capacity charges, those fees or charges shall not exceed the estimated reasonable cost of providing the service for which the fee or charge is imposed, unless a question regarding the amount of the fee or charge imposed in excess of the estimated reasonable cost of providing the services or materials is submitted to, and approved by, a popular vote of two-thirds of those electors voting on the issue.
(b) As used in this section: (1) "Sewer connection" means the connection of a structure or project to a public sewer system. (2) "Water connection" means the connection of a structure or project to a public water system, as defined in subdivision (f) of Section 116275 of the Health and Safety Code. (3) "Capacity charge" means a charge for facilities in existence at the time a charge is imposed or charges for new facilities to be constructed in the future that are of benefit to the person or property being charged. (4) "Local agency" means a local agency as defined in Section 66000.
(5) "Fee" means a fee for the physical facilities necessary to make a water connection or sewer connection, including, but not limited to, meters, meter boxes, and pipelines from the structure or project to a water distribution line or sewer main, and that does not exceed the estimated reasonable cost of labor and materials for installation of those facilities.
(c) A local agency receiving payment of a charge as specified in paragraph (3) of subdivision (b) shall deposit it in a separate capital facilities fund with other charges received, and account for the charges in a manner to avoid any commingling with other moneys of the local agency, except for investments, and shall expend those charges solely for the purposes for which the charges were collected. Any interest income earned from the investment of moneys in the capital facilities fund shall be deposited in that fund.
(d) For a fund established pursuant to subdivision (c), a local agency shall make available to the public, within 180 days after the last day of each fiscal year, the following information for that fiscal year:
(1) A description of the charges deposited in the fund.
(2) The beginning and ending balance of the fund and the interest earned from investment of moneys in the fund.
(3) The amount of charges collected in that fiscal year.
(4) An identification of all of the following:
(A) Each public improvement on which charges were expended and the amount of the expenditure for each improvement, including the percentage of the total cost of the public improvement that was funded with those charges if more than one source of funding was used.
(B) Each public improvement on which charges were expended that was completed during that fiscal year.
(C) Each public improvement that is anticipated to be undertaken in the following fiscal year.
(5) A description of each interfund transfer or loan made from the capital facilities fund. The information provided, in the case of an interfund transfer, shall identify the public improvements on which the transferred moneys are, or will be, expended. The information, in the case of an interfund loan, shall include the date on which the loan will be repaid, and the rate of interest that the fund will receive on the loan.
(e) The information required pursuant to subdivision (d) may be included in the local agency's annual financial report.
(f) The provisions of subdivisions (c) and (d) shall not apply to any of the following:
(1) Moneys received to construct public facilities pursuant to a contract between a local agency and a person or entity, including, but not limited to, a reimbursement agreement pursuant to Section 66003.
(2) Charges that are used to pay existing debt service or which are subject to a contract with a trustee for bondholders that requires a different accounting of the charges, or charges that are used to reimburse the local agency or to reimburse a person or entity who advanced funds under a reimbursement agreement or contract for facilities in existence at the time the charges are collected.
(3) Charges collected on or before December 31, 1998.
(g) Any judicial action or proceeding to attack, review, set aside, void, or annul the ordinance, resolution, or motion imposing a fee or capacity charge subject to this section shall be brought pursuant to Section 66022.
(h) Fees and charges subject to this section are not subject to the provisions of Chapter 5 (commencing with Section 66000), but are subject to the provisions of Sections 66016, 66022, and 66023.
(i) The provisions of subdivisions(c) and (d) shall only apply to capacity charges levied pursuant to this section.

66016. (a) Prior to levying a new fee or service charge, or prior to approving an increase in an existing fee or service charge, a local agency shall hold at least one open and public meeting, at which oral or written presentations can be made, as part of a regularly scheduled meeting. Notice of the time and place of the meeting, including a general explanation of the matter to be considered, and a statement that the data required by this section is available, shall be mailed at least 14 days prior to the meeting to any interested party who files a written request with the local agency for mailed notice of the meeting on new or increased fees or service charges. Any written request for mailed notices shall be valid for one year from the date on which it is filed unless a renewal request is filed. Renewal requests for mailed notices shall be filed on or before April 1 of each year. The legislative body may establish a reasonable annual charge for sending notices based on the estimated cost of providing the service. At least 10 days prior to the meeting, the local agency shall make available to the public data indicating the amount of cost, or estimated cost, required to provide the service for which the fee or service charge is levied and the revenue sources anticipated to provide the service, including General Fund revenues. Unless there has been voter approval, as prescribed by Section 66013 or 66014, no local agency shall levy a new fee or service charge or increase an existing fee or service charge to an amount which exceeds the estimated amount required to provide the service for which the fee or service charge is levied. If, however, the fees or service charges create revenues in excess of actual cost, those revenues shall be used to reduce the fee or service charge creating the excess.
(b) Any action by a local agency to levy a new fee or service charge or to approve an increase in an existing fee or service charge shall be taken only by ordinance or resolution. The legislative body of a local agency shall not delegate the authority to adopt a new fee or service charge, or to increase a fee or service charge.
(c) Any costs incurred by a local agency in conducting the meeting or meetings required pursuant to subdivision (a) may be recovered from fees charged for the services which were the subject of the meeting.
(d) This section shall apply only to fees and charges as described in Sections 51287, 56383, 57004, 65104, 65456, 65863.7, 65909.5, 66013, 66014, and 66451.2 of this code, Sections 17951, 19132.3, and 19852 of the Health and Safety Code, Section 41901 of the Public Resources Code, and Section 21671.5 of the Public Utilities Code.
(e) Any judicial action or proceeding to attack, review, set aside, void, or annul the ordinance, resolution, or motion levying a fee or service charge subject to this section shall be brought pursuant to Section 66022.

66022. (a) Any judicial action or proceeding to attack, review, set aside, void, or annul an ordinance, resolution, or motion adopting a new fee or service charge, or modifying or amending an existing fee or service charge, adopted by a local agency, as defined in Section 66000, shall be commenced within 120 days of the effective date of the ordinance, resolution, or motion. If an ordinance, resolution, or motion provides for an automatic adjustment in a fee or service charge, and the automatic adjustment results in an increase in the amount of a fee or service charge, any action or proceeding to attack, review, set aside, void, or annul the increase shall be commenced within 120 days of the effective date of the increase.
(b) Any action by a local agency or interested person under this section shall be brought pursuant to Chapter 9 (commencing with Section 860) of Title 10 of Part 2 of the Code of Civil Procedure.
(c) This section shall apply only to fees, capacity charges, and service charges described in and subject to Sections 66013 and 66014.

66023. (a) Any person may request an audit in order to determine whether any fee or charge levied by a local agency exceeds the amount reasonably necessary to cover the cost of any product or service provided by the local agency. If a person makes that request, the legislative body of the local agency may retain an independent auditor to conduct an audit to determine whether the fee or charge is reasonable.
(b) Any costs incurred by a local agency in having an audit conducted by an independent auditor pursuant to subdivision (a) may be recovered from the person who requests the audit.
(c) Any audit conducted by an independent auditor to determine whether a fee or charge levied by a local agency exceeds the amount reasonably necessary to cover the cost of providing the product or service shall conform to generally accepted auditing standards.
(d) The procedures specified in this section shall be alternative and in addition to those specified in Section 54985.
(e) The Legislature finds and declares that oversight of local agency fees is a matter of statewide interest and concern. It is, therefore, the intent of the Legislature that this chapter shall supersede all conflicting local laws and shall apply in charter cities.
(f) This section shall not be construed as granting any additional authority to any local agency to levy any fee or charge which is not otherwise authorized by another provision of law, nor shall its provisions be construed as granting authority to any local agency to levy a new fee or charge when other provisions of law specifically prohibit the levy of a fee or charge.

This page intentionally left blank

CENTRAL SANTA CRUZ COUNTY WATER DISTRICT

400 COX ROAD
APTOS, CALIFORNIA 95003

MANAGER'S REPORT

November 1, 1976 to November 30, 1976

1.) Equipment, operation of: #4 Well Pump burned out - rewound. Communications radio in Manager's truck fixed. Overhauled chlorniator - new footvalve.

2.) Water pumped:

Well #2:	2,013,200		
#3:	2,242,800		
#4:	843,400		
#5:	2,585,600		
	7,705,000	11/75:	6,392,000

Services in use: 523 11/75: 488

Gallons sold: $ 9047.12 11/75: $5051.55

Truck milage:	11-1-76:	68652	Max. pumped:	389,000	11/75:	321,900
	11-15-76:	68994	Min. pumped:	110,800		73.000
	11-30-76:	69396	Ave. pumped:	256,800		213,000

3.) Water levels:

	Static	1975	Operating	1975	GPM	1975
Well #2	143	138	179	173	135	155
#3	134	129	164	155	140	140
#4	126	125	146	147	210	152
#5	165	152	218	208	140	200

4.) Activities:

1.) Services installed: Five. (1) Sand Hill Road; (1) Chapparral; (3) Day Valley Road.
2.) Leaks: Freedom Blvd. between Hames and Pleasant Valley Road.
3.) Meter Readings: 1 1/2 days.
4.) Flushed lines: Pleasant Valley Heights; End of Valencia Rd.; Freedom Blvd.; All the lines in the Aptos Fire District.
5.) Worked out Auto Control System at Main Plant with Aptos Electric.
6.) Had to have Rob Roy well pump rewound.
7.) Spent full day with Bill Streeter - Health Department.
8.) Took information to attorneys on Tone Project.
9.) Controls on booster pumps set for new heights.
10.) Greased all pumps and motors.
11.) Patched front of office with blacktop.
12.) Cleaned a lot of scrubs around all tank sites.
13.) Worked with fire department testing all hydrants.
14.) New coil and condenser installed in truck.